



The Chippers Club logo:
 "The carver on the stool"
 was created by Bob Yancey
 MWC Club President
 from 1984 - 1985.

Denny Neubauer Sharpening Class is filling up; 10 spots taken. Don't wait!

Whittle Bits and Pieces

Mid-Wisconsin Chippers Newsletter for March 2022

Club President : Tim Gosz Vice-President: Duane Foote
 Treasurer: Bill Tuchscherer Secretary: Cedric Richeson
 Annual Show Director: Paul Wolters

Visit our Website at: <http://midwisconsinchippers.weebly.com/>

Welcome to New Member Clint Hartzke!



"All About Eyes" A Carving Demonstration by Gene Bengel



Gloria Dei Lutheran Church
 1140 Tullar Road
 Neenah, Wisconsin

Board meeting: 12:30 p.m. General Meeting: 1:30 p.m. Library Open.
 Bring your carvings & pyrography for Show 'N Tell!

Mid-Wisconsin Chippers Woodcarving Club (MWC) Board

Barb Behm	Dick Krummick
Lee Belanger	Rodney Manthey
Gene Bengel	Chris Rigotti
Steve Binder	plus the Officers

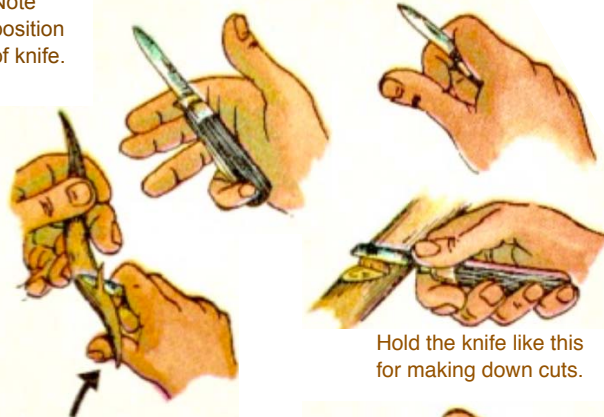
WHITTLING

Whittling is an art that has been practiced for many centuries. Many fine carvings have been made with just a pocketknife.

There are four prerequisites for good whittling: 1. A good two- or three- bladed pocketknife with a handle about three inches long. It should have one large strong blade and one or two smaller blades. 2. An oil stone or whetstone for sharpening the knife. 3. The right kind of wood for whittling. White pine, basswood, cottonwood, cedar, poplar, and willow are the best, for they all have straight grains. 4. Some idea in your head as to what you want to make.

This is the correct way to hold a pocketknife for ordinary whittling. You get better leverage by holding the knife part way up on the blade.

Note position of knife.




Always steady your hand with your thumb.


Hold the knife like this for rough, free cutting.

The Barlow knife has one blade for rough work and one for whittling.

A strong spring is usually the hallmark of a good knife.



The ideal 3-bladed pocketknife has one strong blade and two thin blades for whittling.



A small ridged knife is good because the blade does not have a tendency to close.



Whittling excerpts from Ben Hunt's book "Crafts and Hobbies."

The Ben Hunt Museum is located in Hales Corner, Wisconsin.

Only 11 tables left for our 2022 Show. (63 filled)

Denny Neubauer
 Sharpening Class March 26th

Jan Jenson Chip Carving Class
 May 2nd & 3rd

Two New Josh Guge Classes
 Brook Trout &
 Intro to Airbrush

Betsy Popp Ram Class
 only one spot left.

Details Inside; Forms Attached

Club Webmasters:
 Josie Hartzke & Jackie Silva
 Librarian: John Goheen

Table of Contents

Meeting Schedule, Location,.....	Page 2
Barb Schneider Obituary.....	Page 3
Dick Christensen Obituary & Profile	Pages 4-5
Featured Carver Lee Belanger - an Interview by Paul Wolters.....	Pages 6-7
February Club Report.....	Page 7
Membership & Club News.....	Pages 7, 10, 13
Show 'N Tell from February Meeting.....	Pages 8-10
How We Got Started in Woodcarving Presentation.....	Page 11
2022 Chippers Show News.....	Pages 12-13
Josh Guge Brook Trout & Beginning Airbrush Classes	Page 14
Jan Jensen Chip Carving Class.....	Pages 15-16
Denny Neubauer Sharpening Class.....	Page 17
Gene Bengel Carving Classes (Hand Tool Carving, Sea Turtle).....	Page 18
John Goheen Carving Class (Club Duck).....	Page 18
Richeson & Krummick Pyrography Classes (Chickadees, Tulips, Pattern Making).....	Page 19
Roadtrip Woodcarving Retreats, Workshops & Seminars.....	Page 20
Places to Go Carving in Mid-Wisconsin	Page 21
Annual Woodcarving Shows List (Updated).....	Page 22
Jan Jensen Chip Carving Class Registration Form.....	Page 23
Denny Neubauer Sharpening Class Registration Form.....	Page 24
Josh Guge Brook Trout & Beginning Airbrush Registration Forms.....	Pages 25-26

Regular Club Meetings

The Mid. Wis. Chippers Club meets at Gloria Dei Lutheran Church, 1140 Tullar Road, Neenah, Wis. (by Neenah High School) on the first Sunday of each month (except as noted.)

Meetings are at 1:30 p.m. (except our December potluck with a noon setup & lunch at 1:00 p.m.)

Board meetings are at 12:30 p.m. (No Board meeting in December.)

2021-2022 Meeting Schedule:

- ✓ August 22 *Show 'n Tell (or "How I spent my summer vacation")*
- ✓ October 3 Show 'N Tell Bring those ribbon winners and more!
- ✓ November 7 *Ducks vs Decoys - Jerry Lindow*
- ✓ December 5 Christmas & Holiday Potluck
- ✓ January 2 *Canes & Walking Stick Carving - Jeff Breier*
- ✓ February 6 *"How We Got Started in Woodcarving" - Panel Discussion by Longtime Carvers: Jim Craig, Dick Turner, Harold Kinan, Jim Plier & Richard Young*
- March 6 **1:30 p.m. All About Eyes Carving Demonstration - Gene Bengel**
Friendship Cane Block Turn In
- April 3 Show Preview, Judging Entries "How-To", Friendship Canes, Elections
- May 8 1:30 p.m. Show Review

Membership- Our Club has over **70** members including **4** new members in 2022.

The **Mid-Wisconsin** Chippers Woodcarving Club has members from Appleton, Berlin, Brookfield, Brown Deer, DePere, Eau Claire, Eldorado, Fish Creek, Fond Du Lac, Fox Crossing, Green Bay, Greenleaf, Hortonville, Kaukauna, Kimberley, Larsen, Manitowoc, Menasha, Milton, Neenah, New London, Oshkosh, Ripon, Stevens Point, Townsend, Waupaca, Winneconne, and Wisconsin Rapids.

The Chippers welcome new people to visit & join; they invigorate our Mid-Wis. Chippers Club with their questions, ideas, and talents. Please be an ambassador to help someone else join today.

Barb Schneider Passes Away

Club member Barb Schneider passed away after a long battle with cancer. Many members knew Barb from her activities at the Oshkosh Senior Center where she was a stained glass art instructor, as well as her Birch Art Gallery Store & Classes. Barb was a member of the Oshkosh Earth Science Club and the Mid-Wisconsin Chippers Woodcarving Club. Her obituary is reproduced below.



Oshkosh - Barbara Jo Schneider, 60, Town of Black Wolf, died on Wednesday, January 19, 2022, at home surrounded by family and friends. Barb was born in Oshkosh on October 18, 1961. She was a graduate of Oshkosh West High School. Barb continued her education at UW-Oshkosh earning her degree in Graphic Arts. She worked in the graphic arts field before returning to the university to complete a degree in Art Education. After teaching for several years, Barb attended Marion University to complete her master's degree in Education. Barb taught art for 25 years to students of all ages. The majority of her career was spent at Fond du Lac High School from which she retired in 2016.

In retirement, Barb pursued her dream of owning and operating an art gallery in Oshkosh. The Birch Art Gallery gave Barb the opportunity to continue teaching students about the fine arts. Barb instructed many students in stained glass, painting and jewelry making. The gallery also displayed a variety of art forms from over twenty artists.

Barb will be remembered as loving, generous, dependable, creative, resourceful, and kind. She had a love for four legged creatures and the special talent of relating to people of all ages. She enjoyed simple things like rocks, kayaking, gardening, and Mother Nature in all her glory.

Barb fought a valiant, lengthy battle with cancer. She is survived by her mother Verona Schneider; brother William (Liz) Schneider; nephew Lee (Vivien) Schneider; niece Ann Schneider; nephew and godson Jack Schneider; fiancé Tom Brown; Tom's daughter Jade Brown; special friend Dee Oehlke and many other friends and relatives. She was preceded in death by her father John (Jack) Schneider, and beloved aunts, uncles, and cousins.



Master Bird Carver Richard "Dick" Christensen Passes Away

Dick Christensen, a fixture at the Oshkosh Senior Center Woodshop for over two decades, passed away on Tuesday, February 22, 2022 after a long and active life. His obituary from the Oshkosh Northwestern is reproduced below.



Oshkosh - Richard L. Christensen, age 93, passed away surrounded by family on Tuesday, February 22, 2022, at Eden Meadows in Oshkosh. He was born on January 3, 1929, in Detroit, MI, to the late Harvey and Evelyn (Frank) Christensen.

He attended Fordson High School where he was active in swimming and cross country. He then served in the Army from 1951 to 1953. Upon coming home he completed his degree in Packaging Engineering from Michigan State University. During that time he married his high school sweetheart who he met at a DeMolay dance. They settled in Illinois and raised their 3 children. They then retired to Oshkosh, WI to be with family.

He enjoyed, fly fishing, hunting, dog training, wood carving and was an avid leader in Boy Scouts. He was a lifelong Mason. He was active at the Oshkosh Senior Center, where he taught bird carving and volunteered in the woodshop.

Richard is survived by his wife of 67 years, Jean (Gourd) Christensen; son, Jon (Cindy) Christensen; daughters: Susan (Bill) Roush, Carol (Randy) Christensen; grandchildren: Thoren McDole, Katie McDole, Cheyanne Tedder, Kyle Sprouse, Nicholas Sprouse, Lisa Frisch, Stacy Gutsmedl; and great grandchildren: Caylin, Devin, Richard, Brantley, Skylar, Josie, Jacob, Camden, Olivia, and Corbin. He was further preceded in death by his brothers, Robert and George.

The family would like to extend a sincere thank you for the care and compassion that was given to Richard by Mary from Aurora at Home Hospice and the staff at Eden Meadows Green House.

Celebration of Life will be held at a later date in Eagle Harbor, MI.

Dick was a long time member of the Mid-Wis. Chippers Woodcarving Club serving on its Board of Directors from 2010 - 2014. For many years Dick supervised the Oshkosh Senior Center Woodshop and held numerous bird carving classes there. Many Chippers got their start in bird carving with Dick and others honed their skills and learned much. Dick encouraged his students to enter their carvings in competition, and he was instrumental in many carvers joining the Mid-Wisconsin Chippers Woodcarving Club.

Dick Christensen was the featured Carver in *Whittle Bits and Pieces* back in May 2013. Paul Wolters' 2013 interview with Dick is reproduced below.

When I visited Dick, I had the opportunity to view many of his beautiful wood carvings on display throughout his home. Richard was born and raised in Dearborn, Michigan. Married to his wife Jean for the past 58 years, they have 3 children. They now make their residence in Oshkosh.

Dick attended Michigan State University and graduated with a bachelors degree in mechanical engineering. He was employed with companies like General Foods, Quaker State, and finally John Brown Engineering, Construction and Management Company, where he spent the last 17 years of his employment. [cont'd p. 5]

Richard is fond of guns and trap shooting. He became interested in carving by building his first gun stock. He had built several other gun stocks when he saw an ad "How to Carve Birds" at the local high school. That began a hobby 20 years ago which resulted in Dick becoming the woodcarving instructor and supervisor in the "Wood Shop" at the Oshkosh Sr. Center for the past 13 years.

Dick has become an active member of the Mid-Wis Chippers and has served on the board of directors for the past 4 years. He has judged at shows throughout the state, given various demonstrations, and displayed his carvings at our shows winning many ribbons.

Dick has other hobbies which he is very involved in. He trains and shows hunting dogs, competes with them at AKC dog shows, field trials and obedience classes. He also ties his own hand made flies and has made his own fishing poles.

Dick was also involved with the Boy Scouts of America for 20 years, holding offices from Scoutmaster to Council and District Operations.



Dick Christensen at the Oshkosh Senior Center Wood Shop teaching, drinking coffee, and where did those cookies come from?

Above - One of Dick's many woodcarvings of song birds, a Downy Woodpecker.



Mom's Influence, Now a Teacher

A profile of carver Lee Belanger by Paul Wolters

Lee Belanger never really started woodcarving until he read an article in "Wood Magazine". Around 1993 Lee's mother, a wood carver herself, influenced Lee to give it try and that's how Lee started carving for past 29 years.

Lee is married to Janet and resides in the Hortonville area. They have 3 children and 4 grandchildren. Lee served in the U. S. Air Force for 4 years, and was an electrician by trade for Keil Werner Electric for 35 years, plus 5 years for D-K Electric until his retirement.



I wanted to share this photo of Lee & his granddaughter Asja, who was somewhat shy at the time in 2014, but who just celebrated her 13th birthday.

Lee joined the Mid-Wisconsin Chippers in 2007, and presently is on the board of directors for the club. He displays many of his carvings at "Show & Tell" at regular meetings. He and Janet attend many of the carving shows, sometimes visiting and other times showing his whimsical carvings.

To further educate his skills in carving, Lee took classes from Tom Hower, Rick Jensen and Rich Weatherbee.

Lee became a teacher and wanted to share his skills in cottonwood bark carving with others. He taught at Bubolz and Mosquito Hill Nature Centers, Swanstone Gardens in Green Bay. He also taught at Lakeland College in Sheboygan, the Eau Claire Carving Club, and at the Thompson Center in Appleton. Recently, he taught in Boulder Junction, Wisconsin for the final 6 years of the Musky Carvers Workshop.

Lee's other interests keeping him busy are building cabinets and bowl turning.

This is a piece that Lee wanted to share about one of his students:

"I have met some very interesting people and one guy who been a carpenter all his life took my whimsical cottonwood bark class and was told by me to make everything a little out of plumb because it is a whimsical carving. He could not get it through his head about making everything crooked. Everything on his house was perfectly straight as he always did when doing his carpentry work in the past.



What a learning experience we had taking Lee's whimsical cottonwood bark class held at his studio behind his house.

February Club Report

Board meeting discussed club finances & activities; four members were absent. The Board authorized the President to secure a 2023 Show date & contract for the Oshkosh Convention Center. The Board also set the table registration fees for the 2023 Show:

MWC Club Members: \$20 early reg./\$25 after Jan 1st

Nonmembers: \$25/\$30

Club Table" \$30/\$35

Commercial Table: \$30/\$35

The number of entries permitted remains at 4 per entrant except for the club table (one per CT entrant up to 6 total).

The general meeting was opened at 1:35 by President Tim Gosz. Total attendance was 35.

A card was circulated to the membership to thank Dick Christensen for his contributions to carving and wish him well. [That card was delivered to Dick by John Brad.]

After a break for snacks and coffee, the club had Show 'N Tell followed by a discussion on "How We Got Started in Woodcarving" with a panel of five longtime accomplished carvers: Jim Plier, Richard Young, Dick Turner, Harold Kinas, and Jim Craig.

The meeting closed at about 3:30. However a group stayed to work on a database for our club library. It is now posted on our website.

Al Jones Update.

Allen Jones is a Mid-Wisconsin Chipper who had an automobile accident in December 2017.



Paul Wolters reached out to get an update on Allen's progress since his car accident.

Allen's wife Paula said:

"Al has been through a lot the last several months, but I believe he is on the right track again. He had a pain pump implanted a few weeks ago hoping it would help with his constant nerve pain. However, the first medication they used (morphine) did not sit well with him and he became very weak and ill to the point where he fell while transferring to the bed. This involved a call to 911 to help him get up. The next day he was complaining about his foot hurting so we went to the doctor for x-rays and sure enough he broke the bone going to his ankle.

He truly misses woodcarving, however his spirits are still high (and I am so grateful for that). He goes to therapy twice per week (OT and PT). Life will never be the same, but we are living life to the fullest. He enjoys visits from his grandchildren most; now that Covid has settled down a bit. We are planning to take a trip Cape San Blas, Florida for the end of March with our children and grandchildren.

Like previously stated, he truly misses his wood carving days and we have all of his carvings on display throughout the house.... He hopes everyone from the club is doing well and wants them all to know that he misses all of them and the carving community as a whole. Thank you for reaching out...."

Show 'N Tell Photos - February 6th Meeting



Gene Bengel at Show 'N Tell with a snowman and a toy soldier.

Gene used the club provided Friendship Cane blocks (note the holes drilled through the centers.)

These two blocks will be assembled with others carved by club members to form part of one, possibly two, Friendship Canes to be raffled off at the May 1st Show.

A wooden dowel is used to "string" these blocks to form the cane.



Richard Young made three carvings in January and these are them. He generally finishes his carvings with a water based polyurethane finish.



Perch, Brook Trout & Rainbow Trout wall mount carvings. Guess who carved them? Answer on next page. Guess!

Down in the meadow in a little bity pool Swam three little fishies and a mama fishie too "Swim" said the mama fishie, "Swim if you can" And they swam and they swam all over the dam. Boop boop dit-tem dat-tem what-tem Chu! Boop boop dit-tem dat-tem what-tem Chu! And they swam and they swam all over the dam.



Show 'N Tell Photos - February 6th Meeting



Keith Melzer says this was the only thing he carved last fall. His Baltimore Oriole was carved from Jelutong. Keith says it stoned nicely, but was hard to burn. The base is bent copper tubing.



Virginia Temme (Top) shows off her beautifully carved & painted St. Nicholas in a blue robe. *****

Did you guess? Dave Wirth, avid fisherman and carver. Dave used a Kutzall bit for texturing.



Scott "Scooter" Wiesender carved the cute little fellow in the Top Hat with the carrot nose and pipe brush arms.



Show 'N Tell Photos - February 6th Meeting



Pyrographer Bill Tuchscherer shows a work in progress with its reference photo (top left). Bill has burned daughter-in-law and her dad so far.

Bill is burning this on birch plywood, but his favorite wood to burn is basswood.

Bill says, " I think of my burning tip as a paint brush." He added, "constant movement is needed." Bill uses tiny strokes and noted that when working on a face he starts out light and goes over the same area 4-5 times. He cleans his tips by rubbing them across a steel ruler.



John Goheen is teaching a carving class at the Oshkosh Senior Center on "Club Ducks".

At the February meeting, John showed an example of a "club duck" that he made.

John explained that a golf club driver with wooden head is repurposed by cutting the head off and using it for a duck body. John then carves a duck head and mounts it to the club head, and paints the head.

As for the club shaft, John says it makes a swell handle for a dustpan.



Don W. has that "How does he do that?" look when Bill Tuchscherer shows his pyrography.



Wolf River Art Show



Pat Pelkey was exhibiting at the Wolf River Art Show in New London on February 13th.

In addition to being a Chipper, Pat is active with the Waupaca Carving Club that meets at the Waupaca Senior Center.

Along with his carvings, Pat displays literature on Parkinson's Disease and answers people's questions about that ailment. Pat is a spokesman and facilitator for Parkinson's Support Groups in the area.



"How We Got Started in Woodcarving"

A Panel Discussion by Long Time Woodcarvers

Jim Plier, Richard Young, Dick Turner, Harold Kinas & Jim Craig



So how did you get started carving?

Jim Plier credits a friend Earl Ludtke with inspiring him. Dick Turner was a duck hunter and fell into carving decoys at Fox Valley Tech. Richard Young started out building model ships and wanted to embellish them with carvings. Harold Kinas started carving as a kid. Harold carved a little dog when he was ten and then was making balsa wood models, especially airplanes in the time of WWII. Jim Craig's best friend Ron Osgood got him into carving 35 years ago in 1987.



Jim Plier (above) likes to carve ducks and his favorite carving wood is basswood.



Jim Craig likes Flexcut tools and basswood for carving.

Many people start carving then "life happens" and they later return to carving. That was the case with Dick Turner who after beginning at Fox Valley Tech quit carving from 2009 to 2014 when he started carving again; this time at the Oshkosh Senior Center.

MWC has a reputation for bird carving. Jim Plier has carved many ducks, so has Dick Turner and Jim Craig's first carving was a canvasback duck and ducks and chickadees are his favorites.



Dick Turner (above) started carving duck decoys and his favorite wood is basswood.



Richard Young's first carving was a carved Neptune for a model of Napoleon's barge. He has 14 of his models at the Maritime Museum in Manitowoc. He started carving at 28 and is 84 now. He has taught carving in the past and now helps carvers at the Manitowoc Senior Center.

Harold Kinas gave up carving when he went to college, but resumed in retirement. Once he tried to carve small ducks out of as many different types of wood that he could find. He has taught carving at Waukesha Tech and Rockler. Harold now likes to carve Santas.



Harold Kinas started carving using a razor blade wrapped with tape. His favorite wood is basswood

Harold once asks a fellow to guess what kind of wood a small carving was made of; it was a dried brussel sprout plant!

Richard Young, a self-taught carver, likes to use Flexcut tools. When he started carving, he made his own tools from drill bits, and used birch, maple & applewood.

2022 MID-WISCONSIN CHIPPERS WOODCARVING SHOW, SALE & COMPETITION

Bucket Raffle Prize Collection

The Club needs you to Make, Donate or Obtain Items for our Big Show Fund Raiser - The Bucket Raffle.

Woodcarving related items are highly desired, but other interesting and fun treasures are valued too. The variety makes it a fun time for everyone at our show. Donate now. Bring them to the March 6th meeting and give them to Paul Wolters or one of the Officers. Call Paul Wolters (920)727-2139 for questions /donations.

In the past, donations have included:

bird carvings, woodcarving books, sharpening strops, bench hooks, wine, wood cars, a chainsawed raccoon, handmade baskets, study casts, carving knives, coin collection, Packer football, used tool sets, gift baskets, hobby horse, birdhouse, pyrographic art, airbrush set, woodburned trivet, and much more.

Friendship Cane Blocks - Time to Turn In Your Finished Blocks !!!

This is a **BIG fundraiser** for our club with lots of Show attendees buying tickets for this prize. Our **goal**: *two new canes* which means we need 30-40 finished blocks; turn them in at the March 6th meeting!

Over 60 carvers and three clubs have registered so far for our 2022 spring show. Northeast Wisconsin Woodworkers Guild (NEWWG), Waupaca & Wausau Woodcarving Clubs will be there. The Oshkosh Senior Center will be providing information on their woodshop & classes and will have bench hooks and Abranet with wood sanding blocks for sale to raise money for their woodshop. A fantastic raffle will including Friendship canes, woodcarving books, decorative ceramics, prints, carvings, a one year subscription to Breakthrough Magazine & more.

There will be a Pyrography demonstration by Master pyrographer William Tuchscherer.

The Mid-Wis. Chippers Woodcarving Club will give a "How to Get Started in Woodcarving Presentation" including a power carving demonstration. Our Judges are lined up for the woodcarving competition with over two dozen categories. Carvings will be judged against submissions over five skill classes: Masters; Open; Intermediate; Novice; and Youth.

On site tool sharpening by Denny Neubauer in the afternoon for a small fee, typically \$2.

On May 1, 2022, the 46th Annual Mid-Wisconsin Chippers Show, Competition & Sale will be held at The Oshkosh Convention Center in downtown Oshkosh, Wisconsin. Located between the Fox River and Ceape Avenue at 2 North Main Street, Oshkosh, Wisconsin, The Oshkosh Convention Center is connected to The Best Western Premier Waterfront Hotel by an elevated pedestrian bridge that crosses Main Street. The Best Western offers a special rate of \$109.99 for Show attendees. The Ground Round Restaurant is located on the street level of the hotel adjacent the river. A food concession with seating will be available on the Convention concourse (just outside our exhibition area) during our event. Register now to guarantee your place in this great 2022 show.

The show theme is: "Everything you need to get started & grow in Woodcarving." Find out about carving classes, woodcarving events. Learn from books, clubs, interesting presentations and educational demonstrations. Make our show an enthusiasm dynamo for wood carving generating new carvers partaking in the many woodcarving opportunities in mid-Wisconsin. Learn places to go carve with others.

Who will be there? Great wood artists including award winning chip carvers, check out this news feature video of two chip carvers who will be at our show, Charlene Lynum and Jan Jenson: https://www.wxow.com/video/award-winning-chip-carvers-hope-to-inspire-future-generations/video_0e97e3c0-c5d3-5f95-957c-e0373bffedee.html *Woodcarvers, pyrographers, a great judged competition for the best woodcarvings, carved art for sale, food concession, and the always popular bucket raffle with carvings and a host of interesting, new and handmade items. We have planned a great fun show for our audience, the carvers, and vendors who make it all happen! We hope to see you on May 1st!*



MID-WIS. CHIPPERS CLUB LIBRARY CATALOG NOW ON LINE!


Josie Hartzke, Jackie Silva, John Goheen, Chuck Fehl & Duane Foote have built a database of our club library book & magazine holdings. It is now available on line at: <http://midwisconsinchippers.weebly.com/> You can search by category, title or author. Many thanks to these Chippers! Their time, energy and work is greatly appreciated. There are now new checkout pages as well.

WOOD SANDING BLOCKS WITH ABRANET SANDING MESH & BENCH HOOKS FOR SALE!

The Oshkosh Senior Center (OSC) Woodshop has bench hooks for sale.

There are both left handed and righted versions available. Bench hooks protect table tops when carving and are very useful for chip carvers, relief carvings, and other small carving projects. The 10" x 12" Bench hook has a carving surface between the wood stops of approximately 8 3/4" x 10 3/4".

The price is \$25. Proceeds support the OSC Woodshop.



The bench hook bottom is affixed with a slip resistant shelf liner.

The OSC Woodshop also a sanding kit for sale for \$20.

The kit includes: 2 wood sanding blocks and 8 pieces of Abranet sanding mesh. Each block has a hook fastener wood surface to removably affix loop backed sanding mesh (Velcro type attachment).

Large block is 2 1/2" x 5". Small block is 1" x 3 3/4". Sanding mesh grit sizes are: P80, P120, P240 & P400.

Sanding mesh is wonderful stuff, better & more long lasting than regular sandpaper.

Falconer Frank Ujazdowski Featured Speaker at Chippers Show



Frank Ujazdowski, licensed falconer & Northern Director and Apprentice Coordinator for Wisconsin Falconry Association will feature a Falconry Presentation at our May 1, 2022 Show.

The presentation will include a live falcon and feature many facts about the Sport of Kings & Falconing in Wisconsin. In the past

Frank has shown a video of a falcon hunt!

A friend of Snowy Owls, Frank has also been instrumental in leading a group of falconers who have saved Snowy Owls from destruction as hazards to aviation. These volunteer falconers in cooperation with airport authorities have safely captured and relocated snowy owls to safe locations far away from area airports. Pilots, crew, passengers, and owls are all more secure due to Frank and his fellow volunteers.

Josh Guge - Brook Trout Carving & Painting Class

Students will create a full detailed brook trout wood carving throughout the four days. All students start with a tupelo wood cut-out. Josh will do a series of demonstrations that will teach students every aspect of carving and painting a realistic fish. Josh will teach his techniques on achieving scales that have made him an award-winning sculptor. Approximately two days of carving and one day of painting.

Josh instructs with power tools.

Students are welcome to use knives or other tools if they are comfortable doing so.

<p>Dates: August 11-14, 2022</p> <p>Time: 8:00 a.m. to 4:30 p.m.</p> <p>Where: St. Marks Lutheran Church 140 S. Green Bay Rd. Neenah, WI</p> <p>Cost: \$400.00 + Supply Fee</p>	<p>Student supplied tools & materials are on the tool list on the registration form and also on Josh Guge's website.</p>	<p>Supply Fee: \$TBD paid to instructor at class. Supplies will include wood cut out, eyes, paint, pattern and reference materials. A study cast will also be provided to use throughout the class and can be purchased if desired. Josh will be providing paints & mixing colors. He prefers Jo Sonja acrylic paints for fish sculptures.</p>
---	--	--

Josh Guge - Introduction to Airbrush Painting Class

Learn airbrush for the first time OR brush up on what you already know.

Learn how to clean & take care of your airbrush. Josh will show you various techniques and applications to use. At the end of the day you will be working on a project of choice. If you plan to buy equipment before the class call Josh as he has a discount code with Badger! Or you can attend the class without equipment by borrowing it from Josh. After the class you will have a better idea of what products you need to purchase.

A one day class. Maximum 10 students

Date: August 15, 2022

Time: 8:00 a.m. to 4:30 p.m.

Where: St. Marks Lutheran Church
140 S. Green Bay Rd.
Neenah, WI

Cost: \$100.00 + Supply Fee

Supply Fee: \$TBD paid to instructor at class

Student supplied tools & materials are on the tool list on the registration form and also on Josh Guge's website.

Josh Guge - World Class Fish Carver, Painter, Teacher.

At age 13 Josh began selling his sculptures to art galleries. At 17 he was winning "best of show" honors in art competitions around the country.

In 2000, Joshua began a series of cast reproductions for the Danbury Mint.

2002 - Bachelor's Degree in Visual Communications from Judson University & began Guge Art, Inc.

2004 - co-founded The Guge Institute and Art Studio in Elgin, Illinois with Bob Guge.

Guge Institute classes include painting, carving, sculpting, drawing, airbrush, and design.

2009 - won both life-size and miniature divisions at the World Fish Carving Championships.

2011 - 3X World Champion Wins "Best in World" Lifesize Category at World Fish Carving Championship.



Jan Jenson Old World Chip Carving Class

Learn how to chip carve or improve your skills with Jan Jenson, award winning chip carver, and author of Blue Ribbon Chip Carving: Old World Style.

Chip carving, or kerbschnitt in German, is a style of carving using knives to remove small chips of wood from a flat surface in a single piece. This creates faceted surfaces which catch the light to give a glinting appearance.

See Jan's Chip Carved Birdhouses in the Winter 2021 issue of Woodcarving Illustrated or her chip carved cell phone holder in the Winter 2022 issue of Chip Chats.



Mid-Wis. Chippers Woodcarving Club offers a Jan Jenson chip carving class to be held in Neenah at St. Mark's Evangelical Lutheran Church, 140 S. Green Bay Road. The maximum number of students will be 12.

Class is Monday & Tuesday, May 2nd & 3rd. Doors open at 8 & the class ends at 5 pm (time off for lunch).

Member cost will be \$75 plus a variable material fee depending upon the project (nonmember cost is \$85 plus material fee). The class fee includes a practice board. Available projects include: 1-2 deck card box; napkin holder; picture frame; trivet; single recipe box. Chip carving knives will be available for purchase.

The class is for students of any level from beginner to advanced.

Students need to bring a chip carving knife, light, and optionally glove, bench hook & magnifying glasses.

Class Registration form is attached; return with \$75 class fee to reserve your spot. (Non-members \$85)

Material fee due to instructor on first day of class.

Jan Jenson is an award-winning chip carver. She has authored two books: Blue Ribbon Chip Carving Old World Style, and More Blue Ribbon Chip Carving Old World Style. Jan has chip carved for 20+ years and taught in Iowa, North Dakota, Texas, Wisconsin including at the International Woodcarvers Congress in Maquoketa, Iowa, the Vesterheim Folk Art School, and at the West Wisconsin Woodcarving Guild.

In Blue Ribbon Chip Carving Jan provides full details for Chip Carving geometric designs. 99 pages with Jan's patterns to copy, enlarge, reduce or mix and match parts to use on projects plus material and tool lists, staining and painting instructions and tool sharpening and stropping techniques.

This book includes patterns for: 7 - Different Card Boxes; 5 - Double Recipe Boxes; 5 - Styles of Tissue Holders; 10 - Treasure Boxes plus 4 - Miscellaneous Patterns.

In More Blue Ribbon Chip Carving Jan provides 103 more pages of chip carving fun including tips and techniques for easy chip carving projects. Learn how to chip carve flowers, coasters to 3D boxes with optical illusions.

Jan's second book contains patterns for: Lettering; Ornaments; Small Boxes; Simple Slide Box; 3-D Designs; Hexagon Box; Frank Lloyd box; Borders; Patriotic Plaque; Mariner's Star; Star Plate; and Spiky Cross.

Jan Jensen 2 Day Chip Carving Class

Monday & Tuesday, May 2-3, 2022

\$75 (\$85 for nonclubmembers) for 2 days plus material cost.



Old World Chip Carving for the beginner and more experienced carver. Learn to do it with 3 easy cuts! Glue the pattern on without having to do any drawing and start carving right away! First, do a practice piece to learn the technique of Old World chip carving. Students may then choose to carve a beautiful design on a single or two-deck card box, a single recipe box, a napkin holder, a picture frame, or a trivet. Jan Jensen's book, "Blue Ribbon Chip Carving" will also be available with complete instructions and many patterns. Students will need a chip carving knife (available for purchase), a light, and magnifying glasses (if needed).



Saturday, March 26, 2022, Neenah, Wis.
\$55 (\$65 for nonclubmembers) for 1 day. Any skill level.

Denny Neubauer Knife & Carving Tool Sharpening Class

Learn how to get a sharp tool with stones and with power, and also learn various techniques that will make sharpening easier. Denny Neubauer has sharpened tens of thousands of tools and has used many different sharpening systems. He has taught many carvers how to get a sharp tool whether knife, v-tool, gouge or whatever, and he will show you how to sharpen your tools. Practice tools available.



Denny Neubauer

Also, if you have problems with your own sharpener, whether a Tormex, a Burke, a grinder, a sharpening stone, or a homemade contraption and want help, then bring it along. Denny will show you how to use it and solve your sharpening problems. Denny will also have sharpening equipment for teaching you as well. Class held at St. Mark's Lutheran Church in Neenah.

Details on attached form.



Photos from past class.
People brought all kinds of
sharpeners & Denny has some
too. Questions? Email:
richeson@thechieftain.us



Woodcarving & Woodburning Classes

Carving & Pyrography Classes held at the Oshkosh Senior Center (OSC)

200 North Campbell Road, Oshkosh, WI tel: (920) 232-5311

Handtool Carving & Woodburning in the South Building; Power Carving in the North (Woodshop).

Gene Bengel Handtool Woodcarving Class

This 4 day carving class is open to anyone who would like to refresh their skills or work on completing their carving projects. Master Carver Gene Bengel is available to guide you with your project.

This class will be held in the **South Building**. No power carving.

Mondays, March 7-28 (4 Mondays) from 1:00 p.m. to 3:00 p.m.

Cost: \$20 Oshkosh Resident / \$25 Nonresident

Class size: Minimum 5; Maximum 12. Register by March 3rd.

Gene Bengel Beginner Carving - Sea Turtle

Carve & paint a beautiful sea turtle in basswood on eight Mondays (16 hours total).

Gene will guide you step by step using a knife and palm carving tools.

Basswood included; paints not included.

Registration open March 7-24.

Tools are available to beginners; reserve set at registration.

Mondays, April 4 - June 6th from 1:00 p.m. to 3:00 p.m.

No class on May 2 and May 30th!

The class size will be a minimum of 4; maximum of 10.

Cost \$30 for Oshkosh residents and \$35 for non-residents.



Did you know that sea turtles have been around for an estimated 110 million years?

John Goheen Beginner Carving Class - Club Duck

Hand Tools and/or Power Carving (Fan Equipped Dust Collector Required)

With this class, woodcarving returns to the OSC Woodshop, BUT for the time being NO Woodshop power tools (e.g. drill press, bandsaw, sanders, etc.) will be used *except* participants may use their own power carving micromotors / Dremels. Bring your own tools & dust collector. For beginner carvers, OSC will have a few tool sets (hand tools, Dremel power carvers & dust collectors) available (please reserve at registration).

Create a beautiful duck by carving a basswood head and attaching it to a golf club driver head for the duck's body. This class is open to beginners and you may use handtools and/or Dremel style power carvers and micromotors. Driver head, paint and wood included. You will carve & paint with an experienced club duck carver. A unique class!



Five Thursdays, March 31 - April 28, 2022 In the North Building Woodshop
9:00 a.m. to Noon

Cost - \$20 Oshkosh Resident / \$25 Nonresident.

Registration open March 1-15. Class size: minimum of 4; maximum of 10.

Skill Level: Beginners and up.

*Carving & Pyrography Classes held at the Oshkosh Senior Center (OSC)
200 North Campbell Road, Oshkosh, WI tel: (920) 232-5311*

Richeson & Krummick Woodburning Class - Pair of Chickadees

This fun project burns a pair of chickadees on an 8 X 10 inch Birch plywood board. One pattern has a pair perched *on a pine bough*; an **optional alternative pattern** has chickadees *with oak leaves & acorns*. Students may bring their own colored pencils for coloring.



Four Tuesdays,
March 8 - March 29,
2022

10:00 a.m. to Noon

The class size will be a minimum of 3; maximum of 12.

Cost - \$25 Oshkosh Resident / \$30 Nonresident. Registration open; closes March 3rd.

Skill Level: Beginner Prerequisite: Woodburning Basics or permission from the instructor.



Richeson & Krummick Woodburning Class - Tulips With Border

A pair of tulips with a ribbon banner on an 8 X 10 inch birch plywood board. An optional floral border uses a heat transfer method. Seven shading techniques are covered. Students may bring their own colored pencils for coloring. Students should bring transfer paper, kneaded and/or vinyl erasers, red ink pen.

Four Tuesdays, April 5-26, 2022; 10:00 a.m. to Noon

The class size will be a minimum of 3; maximum of 12.

Cost - \$20 Oshkosh Resident / \$25 Nonresident.

Registration open; closes March 31st.

Skill Level: Beginner Prerequisite: Woodburning Basics or



Richeson & Krummick Pyrography Pattern Making

Pattern making for pyrographers, combining photos into a pattern, stencils, stamps, copyright considerations, use of photo editing software, making sepia tonal prints. This class focuses on composition and creation of woodburning patterns only; woodburning of any created patterns is done outside of this class. Students are encouraged to bring their own subject matter ideas and photographs. Students will learn how to convert a photograph to a line drawing & sepia tone guide.

Four Thursdays, April 7-28, 2022; 1-3 p.m.

Cost - \$15 Oshkosh Resident / \$20 Nonresident. The class size: min/max: 3/10.

Registration open; closes March 31st.

Skill Level: Beginner Prerequisite: Woodburning Basics or permission of the instructor.

Roadtrip Woodcarving Retreats, Workshops & Seminars

Carving at the Vesterheim Museum - Decorah, Iowa

Foundations in Acanthus Carving with Jock Holmen (In Person)

April 22-26, 2022 (Friday - Tuesday) 9am-5pm (1 hour lunch break)

Learn to carve elegant, ornate leaf and scroll designs in wood. Acanthus carving dates back many centuries and is used to add beauty to both structural and decorative woodwork.

Tuition \$400

Scandinavian Style Flat Plane Figure Carving with Charles Banks (In Person)

June 10-12, 2022 (Friday - Sunday) 9am-5pm (1 hour lunch break)

Tuition: \$225

In this course, students will use just a knife to carve a Nordic-inspired character in this introduction to the simplified world of flat-plane carving. This experience is open to new carvers as well as carvers with more experience. For more information go to: <https://folkartschool.vesterheim.org/class>

[Krausman's Wildlife Reference Photos & Woodcarving Studio](#), 1750 Co. Hwy 557, Gwinn, MI

Krausman's Woodcarving Studio 2022 Seminar Schedule

Virtual Classes

Feather Anatomy and Morphology taught by Keith Mueller. Class length: 4 days

Cost: \$550 + \$50 kit fee.

Decorative, Life-Size, Flushing-into-Flight American Woodcock taught by Keith Mueller

Class Length: 10 days Cost: \$1,395 + Kit

The Doane Experience, Doane University, 1014 Boswell Avenue, Crete, Nebraska

45th Annual week long residential woodcarving classes on the campus of Doane University sponsored by the Mid-America Woodcarvers Association

July 24 - 30, 2022 (Enrollment is open and registration has begun)

Norm Minske - Cottonwood Bark House; Linda Langenberg-Curtis - Grizzly Bear & Cub Carving

Stacy Irish-Nehl - Carved Elephant Design Vase with Deer antler tusks

Carol Leavy - Holiday Carvings; 3 Caricature Classes: PJ Driscoll; Floyd Rhadigan; Richard Houlden

Roger Nadrchal - Big Horn Sheep; Norm Wise - Canada Goose; Deb Russell - Chip Carving

Classes are offered for beginner, intermediate, and advanced carvers. Click on link for details.

Shake Rag Alley Center for the Arts, 18 Shake Rag Street, Mineral Point, Wisconsin

Spoon Carving Fundamentals

September 24, 2022, 9 a.m. - 4 p.m. Class size: six

Class Cost: \$110 plus \$50 material fee. Materials fee includes greenwood logs for carving, carving block/ log, the use of carving tools, course materials

Skill Level: Beginner and above

Instructor: Paul Pendola is a full-time Galena, IL-based green woodworking artist specializing in hand-carved wooden spoons and other hand-crafted woodenware.

Let the wood guide you! In this workshop, you'll learn basic spoon-carving techniques. Using fresh-felled greenwood and only three tools (axe, straight knife, and hook knife), you'll work to complete the class and go home with a hand-carved spoon, a few blisters on your hands, and an appreciation for the therapeutic nature and addictive qualities of spoon carving. <https://shakeragalley.org/product/22r267c/>

*Places to Go Carving: Appleton, Berlin, Fond du Lac ,
Scandinavia, Oshkosh, Green Bay, Princeton, Waupaca, Wausau*

Thompson Center on Lourdes (TCoL), at St. Bernadette Center, 2331 E. Lourdes Drive, **Appleton**, WI
Room 209 at South Building (St. Bernadette School), (door by elevator).
Fridays, 9:00 a.m. to noon - Cost: \$2 daily fee. All ages.
New carvers are welcome! You must register ahead of time(920) 939-3088.
See www.thetcol.org for details.

Berlin Senior Center, 142 Water St., **Berlin**, WI 54923 (920) 361-5422
Wednesdays, 9:00 a.m. to Noon - Cost: Free.
Generally we have about 6-8 people for woodcarving.

Fond du Lac Senior Center Woodcarving Club, 151 East 1st Street, Fond du Lac, WI 54935
tel: (920)322-3630, Mondays, 9:00 a.m. - 11:30 a.m.
Yearly membership (age 50+) is \$10. New members always welcome.
Call to register (920) 322-3630.

ADRC Woodcarvers Group (Aging & Disability Resource Center of Brown County)
300 S. Adams Street, **Green Bay**, Wisconsin, Tuesdays, 8:30 a.m. to 10:00 a.m. - Cost \$2/day
Bring hand tools (no power allowed), wood & project e.g. caricature, chip carving, bark, fish, animals,
holiday, etc. No classes, but experienced carvers will help re: tools, sharpening, painting, etc.

Iola Chippers & Sippers, Scandihaus Coffee Shop, 280 N. Main St., **Scandinavia**, WI
Tuesdays, Noon - 3:00 p.m.
No Fee. Informal group. All skill levels. New carvers welcome.

Oshkosh Seniors Center (OSC), North Building Woodshop, tel: (920) 232-5311
200 North Campbell Road, **Oshkosh**, Wisconsin
People are getting woodshop safety qualified. Woodshop Safety Classes only at this time.
Masks are now *optional*.

Princeton Carvers, American Legion, 853 W. Main Street, **Princeton**, WI
Tuesdays, 8-11 a.m. - Cost: \$2 daily donation to the Legion.
An informal group of 4-6 people meet Tuesdays to carve and woodburn. New carvers welcome.

Waupaca Senior Center , 407 School Street, **Waupaca**, WI (715) 258-4437
Wednesdays 8:00 a.m. to 1:00 p.m. Enter at School Street entrance.
Yearly membership (age 55+) is \$15 -\$20 depending on residence. Waupaca
Woodcarving Club plus Senior Center carvers, typically 20-25 people meet.
New carvers welcome.

Wausau Area Carvers, Forest Park Village, 2901 N. 7th St., Wausau, WI
(South side of Building, Ground Level; door is marked "Legacy Woodworking Academy")
Tuesdays 10 a.m. to 1 p.m.; Thursdays 5:30 - 8:30 p.m.
Contact Cheryl Ruplinger at cherriruplinger@gmail.com

Woodcarving Annual Show Calendar

Vintage Decoys & Wildlife Art Show & Sale,
Ohio Holiday Inn South Cleveland, 6001 Rockside Rd Independence
Sponsored by Ohio Decoy Collectors & Carvers Assoc. & Great Lakes Decoy Assoc.
March 18-20, 2022, Saturday 9-4 pm; Sunday 9-3 pm
Admission: \$5, 17 & under free
250 carvers & artists, competition, auction, paintings, prints, collectibles
www.odcca.net

Ward World Championship Wildfowl Carving Competition & Art Festival - 50th Annual Show
Roland E. Powell Convention Center, Ocean City, Maryland
April 22-24, 2022, Friday 10am - 5pm; Saturday 9am - 5pm; Sunday 10am - 4pm.
Admission: \$10 multiday pass; Seniors and Students \$8; Children 12 and under free
Competitions,, classes, demos, lectures, etc. See: <https://www.wardmuseum.org>

Carve-In 6 @ Bekkum Memorial Library Show & Competition
206 North Main Street, Westby, Wisconsin
April 23, 2022 10am to 4pm Free Admission

The 46th Annual Mid-Wisconsin Chippers Woodcarving Show, Competition & Sale
"The Oldest Annual Woodcarving Show in the State of Wisconsin"
Sunday, May 1, 2022, 9:00 am to 4:00 pm. Admission: \$4 Under 12 free
The Oshkosh Convention Center, 2 North Main St., **Oshkosh, WI**
between the Leach Amphitheater & the Best Western Premier Waterfront Hotel.

11th Annual Oshkosh Bird Fest
Saturday, May 7, 2022 at Menominee Park, Shelters 1 & 2, **Oshkosh, Wisconsin** 6 a.m. to 1 p.m.
For more event information check the Bird Fest website: <http://www.oshkoshbirdfest.com>

North Arkansas Woodcarvers' 43rd Annual Show & Competition


Baxter County Fairgrounds
May 7-8, 2022 Sat. 10-5; Sun. 10-4
Free Admission
The show features whittlers, woodcarvers, wood turners, vendors, judged competitions, demonstrations, and a carving contest.
www.northarkansaswoodcarvers.org

International Woodcarvers Congress - June 11, 2022 through June 19, 2022. Jackson County Fairgrounds, 1212 E. Quarry St., Maquoketa, IA 52060. The 54th annual event; the oldest competitively judged, woodcarving art show in the USA with 116 categories judged. The week long Congress also has 1, 2, 3, and 5 day seminars & classes, and an Awards Banquet. In the past the one day class was \$53, 2 day - \$106; 3 day - \$159; and 5 day - \$265 plus materials costs for members. Membership fee is \$20 per calendar year.
<http://www.woodcarverscongress.org>

Registration for Jan Jenson - Chip Carving Class

A two day class - Monday & Tuesday May 2-3, 2022 Maximum - 12 students
 This class will be held starting the day after the Mid-Wis. Chippers Annual Show.

Dates:	May 2 & 3, 2022
Time:	8:00 a.m. to 5:00 p.m.
Where:	St. Marks Evangelical Lutheran Church 140 S. Green Bay Rd., Neenah, WI
Cost:	\$75.00 Mid-Wis. Chippers Club Member \$85.00 nonmembers + additional Material Fee (see below)
Skill Level:	Beginners to Advanced



Material Fee: \$12-45 (average cost is \$12-26) paid to instructor at class.

The class fee includes a practice board. Material Fee varies depending upon the project chosen by student. Available projects include: 1-2 deck card box; napkin holder; picture frame; trivet; single recipe box.

Available for sale will be Jan's two print chip carving books, *Blue Ribbon Chip Carving Old World Style*, and a flash drive book. Chip carving knives will be available for \$22-\$38.

Students will need a chip carving knife, a light, and optionally bench hook, carving glove and magnifying glasses.

Students should bring a lunch.

Name:
 (please print)
 Address:

Phone:

E-mail:

Payment of Class Fee (\$75.00) at time of registration.
 Registration Deadline: when class is full.

Make check payable to: MID WIS. Chippers. On check note: "Janson Chip"

Mail to: Bill Tuchscherer
 714 Coolidge St.
 Neenah, W I. 54956

MID-WISCONSIN CHIPPERS REGISTRATION FORM

Denny Neubauer Sharpening Class

Learn how to get a sharp tool with stones and with power, and also learn various techniques that will make sharpening easier. Denny Neubauer has sharpened tens of thousands of tools and has used many different sharpening systems. He has taught many carvers how to get a sharp tool whether knife, v-tool, gouge or whatever, and he will show you how to sharpen your tools. Also, if you have problems with your own sharpener, whether a Tormex, a Burke, a grinder, a sharpening stone, or a homemade contraption and want help, *then bring it along* and Denny will show you how to use it and solve your sharpening problems. Denny will also have sharpening equipment for teaching you as well.

Date: March 26, 2022, Saturday

Time: 9:00 a.m. to 5:00 p.m.

Place: St. Marks Lutheran Church
140 S. Green Bay Road
Neenah, Wisconsin

Cost: \$55.00 members (\$65 nonmembers)
Meals are not included.
Bring your own lunch.

Denny Neubauer is the founder of Denny Tools and the Denny Knife. Before retiring and selling his business (now known as OCC tools), Denny made and sharpened tens of thousands of tools, which were sold through a network of over 50 retailers.

Name (please print) _____

Address: _____

City / State / Zip: _____

Phone: _____

E-Mail: _____

Are you bringing your own sharpener(s)? Yes / No (Circle one)

If so, what type(s)? _____

Payment due at time of registration. Note: Neubauer Class on check.

Make checks payable to: Mid-Wisconsin Chippers

Mail completed form & payment to:

Bill Tuchscherer
714 Coolidge Street
Neenah, WI 54956



Registration Form - Josh Guge Brook Trout Class

A four day class - Thursday, Friday, Saturday, Sunday. Maximum - 10 students

Dates:	August 11-14, 2022
Time:	8:00 a.m. to 4:30 p.m.
Where:	St. Marks Lutheran Church 140 S. Green Bay Rd. Neenah, WI
Cost:	\$400.00 + Supply Fee
Supply Fee: \$TBD paid to instructor at class. Supplies will include wood cut out, eyes, paint, pattern and reference materials. A study cast will also be provided to use throughout the class and can be purchased if desired.	

Fish Carving Tool List

- 1 Reference materials (some provided)
- 2 Pencils and Sketch pad
- 3 Pair of Dividers
- 4 Extension Cord & multiple outlet box
- 5 Table lamp
- 6 Foredom and/or High Speed Tool
- 7 Quick wood epoxy
- 8 Super Glue
- 9 Wood Burner
- 10 Dust Collector
- 11 Grinding & Texturing Bits
- 12 Paint brush with a good point
- 13 Filbert brush assortment (rounded end)
- 14 Palette & Palette Knife for Color Mixing
- 15 Water Container
- 16 Paper Towels
- 17 Spray Bottle
- 18 Gesso (Liquitex- white) & Stiff Brush
- 19 Hair Dryer
- 20 Painters tape
- 21 Josh provides an airbrush to use in class
- 22 Scale tips by Razor Tip Co. (ask re: size)
- 23 Paint stick with screw end and base holder
- 24 Paint container with a cover to keep paints

*Josh will be providing paints & mixing colors.
He prefers Jo Sonja acrylic paints for fish
sculptures.*

Students will create a full detailed wood carving throughout the four days.

All students start with a tupelo wood cut-out. Josh will do a series of demonstrations that will teach students every aspect of carving and painting a realistic fish. Josh will teach his techniques on achieving scales that have made him an award-winning sculptor.

Josh instructs with power tools. Students are welcome to use knives or other tools if they are comfortable with doing so.

Name:
(please print)
Address:

Phone:

E-mail:

Payment of \$400.00 (\$100 at time of registration), balance by July 15th. Registration Deadline July 1, 2022.

Make check payable to: MID WIS. Chippers. On check note: "Guge Trout"

Mail to: Bill Tuchscherer
714 Coolidge St.
Neenah, W I. 54956

If you have questions, please contact Chris Rigotti at (920) 540-0688.

Registration Form Josh Guge Introduction to Air Brush Painting

A one day class. Maximum 10 students
Date: August 15, 2022
Time: 8:00 a.m. to 4:30 p.m.
Where: St. Marks Lutheran Church
140 S. Green Bay Rd.
Neenah, WI
Cost: \$100.00 + Supply Fee
Supply Fee: \$TBD paid to instructor at class
Learn airbrush for the first time OR brush up on what you already know.
Learn how to clean your airbrush and take care of it. Josh will show you various techniques and applications to use. At the end of the day you will be working on a project of choice.

Airbrush Class Tool List

- 1 2 buckets or containers to hold water
- 2 sharp knife (exacto)
- 3 scissors
- 4 painters tape
- 5 airbrush flow medium
- 6 card stock paper for practicing on
- 7 airbrush ready paints (Josh like to use "Woods and Water" by Badger Airbrush Co.)
- 8 table easel- (fold card board & tape to table)
- 9 airbrush
- 10 airbrush hose (and connections)
- 11 compresor
- 12 paint brushes
- 13 airbrush cleaner or windex
- 14 extension cords
- 15 table lamp
- 16 paper towels
- 17 airbrush stand\holder
- 18 pallet paper (freezer paper works too)

If you plan to buy equipment before the class call Josh as he has a discount code with Badger!
Or you can attend the class without equipment by borrowing it from Josh.
After the class you will have a better idea of what products you need to purchase.

Name:
(please print)
Address:

Phone:

E-mail:

Do you need to borrow airbrush equipment? Yes No Circle one

Payment of \$100.00 (\$100 at time of registration).
Registration Deadline: July 1, 2022.

Make check payable to: MID WIS. Chippers. On check note: "Guge Airbrush"

Mail to: Bill Tuchscherer
714 Coolidge St.
Neenah, W I. 54956

If you have questions, please contact Chris Rigotti at (920) 540-0688.