

# Whittle Bits and Pieces

## Mid-Wisconsin Chippers Newsletter for November 2022

Club President : Tim Gosz Vice-President: Duane Foote  
Treasurer: Bill Tuchscherer Secretary: Cedric Richeson  
Annual Show Director: Paul Wolters

Visit our Website at: <http://midwisconsinchippers.weebly.com/>



*The Chippers Club logo:  
"The carver on the stool"  
was created by Bob Yancey  
MWC Club President  
from 1984 - 1985.*

### Welcome to New Members

*Roger Vesperman, Rick Goodell, Ronald Schmitz,  
John Gehrman, Dawn MacFall & Jim MacFall !*

### Power Carving Demonstration - Part Two

By Keith Melzer & Patrick Pelkey

Next Meeting Sunday, November 13, 2022

Gloria Dei Lutheran Church

1140 Tullar Road

Neenah, Wisconsin

Board meeting: 12:30 p.m. General Meeting: 1:30 p.m. Library Open.


*Library Hours - Check online and bring your list*

*Don't forget carvings & pyrography for Show 'N Tell!*

#### Mid-Wisconsin Chippers Woodcarving Club (MWC) Board


Barb Behm Dick Krummick  
Lee Belanger Rodney Manthey  
Gene Bengel Chris Rigotti  
Steve Binder plus the Officers

*Register now!  
2023 MWC Show  
27 Tables Registered;  
avoid the Jan 1 increase!*

*Dues \$20 are past due*  
  
*Thank you to the 57 members  
who have paid!*

Club  
Webmasters:  
Josie Hartzke & Jackie Silva  
Librarian: John Goheen

**Note we meet the Second  
Sunday this month  
because of the Waupaca  
Show!**



## **Table of Contents**

Meeting Calendar, Location.....	Page 2
October Club Report.....	Page 3
Chippers Club Library On line.....	Page 3
Show 'N Tell from October 2nd Meeting.....	Pages 4-7
Power Carving Presentation.....	Pages 8-9
NEWWG Annual Show Photographs.....	Page 10
Waupaca Area Woodcarvers First Annual Show Photographs.....	Pages 11-14
White Tailed Buck Carving Class - Betsy Popp.....	Pages 15, 22
Oshkosh Senior Center Woodshop News & Classes.....	Pages 16-18
Roadtrip Woodcarving Retreats, Workshops & Seminars.....	Page 19
Places to Go Carving in Mid-Wisconsin .....	Page 20
Annual Woodcarving Shows List (Updated).....	Page 21

Robert "Bob" Gehr, long time Chipper, passed away this Friday, November 11, 2023, arrangements pending.

### **Regular Club Meetings**

The Mid. Wis. Chippers Club meets at Gloria Dei Lutheran Church, 1140 Tullar Road, Neenah, Wis. (by Neenah High School) on the first Sunday of each month (except as noted.)

Meetings are at 1:30 p.m. (except our December potluck with a noon setup & lunch at 1:00 p.m.)

Board meetings are at 12:30 p.m. (No Board meeting in December.)

### **2022-2023 Club Meeting Calendar**

- ✓ August 28     *Show 'n Tell (or "How I spent my summer vacation")*
- ✓ October 2     *Power Carving Demonstration Part 1 by Chris Rigotti, Steve Binder & Gene Bengel  
Flexible shaft, micromotor, rotary and reciprocating tools plus dust collectors  
plus Betsy Popp 2023 Buck Class Preview*
- November 13    ***Power Carving Demonstration Part 2 by Keith Melzer & Patrick Pelkey  
Bit shapes, sizes, brands, materials from diamond, steel, ceramic, and ruby to  
sanding drums, Attachments for hogging, texturing, both rough and detail work***
- December 4     Christmas & Holiday Potluck
- January 8       *Relief Carving Demo & Presentation (Shallow, Deep & Pierced) by Gene Bengel*
- February 5      *Creativity, Inspiration & Skill Development Panel Discussion by Barb Behm,  
Linda Gomach, Virginia Temme*
- March 5         *Choosing & Applying Protective Coatings to Woodburnings & Carvings by Jeff Becker*
- April 2          **Show Preview, Judging Pre-registration, Friendship Canes, Elections**
- May 7            **47th Annual Show at Oshkosh Convention Center**
- May 21          *Mid-Wis. Chippers Carver Slide Show by Paul Wolters & Annual Show Review*

**Pick up a pocket card with the meeting dates & presentations at our November meeting!**

## **October Club Report**

A new cabinet to house club library books will be built and placed next to the existing cabinet. The church has okayed our using the added space.

The general meeting was opened at 1:30 pm by President Tim Gosz. Total attendance was 42. Tim Gosz welcomed new members Dawn & Jim MacFall.

Duane Foote solicited interest in having a used tool sale table at the club's spring show. Interested people were directed to connect with Duane.

Besty Popp was on hand to announce an upcoming woodcarving class for White Tailed Deer Buck. [Details in the this newsletter.]

The Treasurer's Report was made and upcoming classes and shows were reviewed. Dues, 2023 Chippers Show table fees, and patch sales were collected & made. Club members were directed to Duane Foote & Steve Binder if they were interested in participating at the club tables for either or both Denmark & Waupaca.

After snack & library time, the club held Show 'n Tell.

After Show 'N Tell, a presentation was given by Chris Rigotti, Steve Binder & Gene Bengel on Power Carving Part 1. [Details in this newsletter.]

The meeting closed at about 3:15.



## **MID-WIS. CHIPPERS CLUB LIBRARY CATALOG NOW ON LINE!**

**Our club library book & magazine holdings is now available on line at:  
<http://midwisconsinchippers.weebly.com/>  
You can search by category, title or author.**

Club members! Look on line for carving book. We have lots of reference materials. Then just bring your list to the meeting and retrieve the wanted books from their bins on the tables.

Ask Librarian John Goheen, if you need help.



## Show 'N Tell Photos - October 2nd Meeting



Jack Kumm has woodburned and painted many military service plaques. He uses butternut wood and seals with an extra thick coating using Krylon 3X. His woodburned pair of ducks on a basswood barkside is similarly coated.



Richard Young showed three of his pieces. Top left is a homage to our club carver on the stool logo; the leap frog kids is carved from a Norman Rockwell print; and the elephant trumpets Richard's carving skill.



Show 'N Tell Photos - October 2nd Meeting


*Name that duck!*



Dave Wirth carved and painted this decoy duck.

With over a hundred duck breeds imagine the challenge judges face in carving shows where they are called upon to judge not only ducks, but songbirds, raptors, fish, caricatures, reptiles, woodburnings, intarsia, Santas, flowers, etc.

We had a shy carver at October's Show 'n Tell. Ron Schmitz does wonderful work and he displayed several items, but Ron escaped before Show 'N Tell.






Show 'N Tell Photos - October 2nd Meeting



Keith Melzer (left) used a pecan burl as a support for his carving of a hummingbird feeding at a flower.



Virginia Temme carved and this southern belle and painted it using acrylic paints.



## Show 'N Tell Photos - October 2nd Meeting



Bill Tuchscherer shows two works. One is his grandson's fiance's grandmother and the other is a commissioned work referred to Bill via Jack Kumm's presence at the Janesville Show. In the work in progress note how Bill forms his pattern from the photograph.





# *Power Carving Demonstration Part 1*

## *by Chris Rigotti, Steve Binder & Gene Bengel*

*Flexible shaft, micromotor, rotary and reciprocating tools plus dust collectors*



Paul Wolters (left) projects as Gene Bengel (right) explains how the Dremel rotary handtool can be fitted with a flexible shaft for carving.



Chris Rigotti (upper right) demonstrating his Freedom flexible shaft rotary tool.



Steve Binder showed a variety of dust collection systems. Paul Wolters used our club camera to project close ups.

Wow! What a great presentation! Chris started it off showing his 1/6 HP Freedom SR52 and covering safety issues including: using safety glasses, leather gloves and a leather apron. Care must be used to avoid any materials which may get caught in a spinning bit, so woven carving gloves can be a hazard. Chris covered operation and maintenance, noting that the shaft should be greased every 10 hours of use to ensure long life. A reciprocated tool was also demoed and Chris showed a Ram 45 micromotor which takes both 1/8" & 3/32" bits and operates at 45,000 rpms. Another handy tool is the 90 degree sander handpiece available from Freedom.

Chris also had a 30,000 rpm Freedom micromotor that ran on AC or battery power. It had a 5 hour run time with a 3 hour charge time.

Other tools included a rechargeable Dremel autosander having a 20 minute recharge time that is suitable for sanding birds, and for big projects a horizontal grinder. For safety the grinder is a two hand operation so the workpiece needs to be securely anchored.



# *Power Carving Demonstration Part 1*

## *by Chris Rigotti, Steve Binder & Gene Bengel*

*Flexible shaft, micromotor, rotary and reciprocating tools plus dust collectors*

Gene Bengel demonstrated a typical Dremel adapted with a flexible shaft handpiece, but Dremel also makes a tool (Dremel Model 732) designed specifically for hanging. The long flexible shaft allows for use of a smaller handpiece for greater control and less hand fatigue. It fits smaller hands better too. The high torque means that the motor must be securely attached to the hanger. Gene's hanger is a repurposed IV stand.

Gene also demonstrated a compact Raizaire tabletop dust collector that has a quieter operation than most dust collectors. Gene modified its normal side air discharge to go upwards to better work in group carving situations. Raizaire also makes adapters to do the same thing.

Steve Binder prefers a tabletop control model of Foredom rather than the typical footpedal speed control. The tabletop model has a heavy base to counteract the startup torque. Steve showed his high powered Tornado 1000 dust collector and a downdraft, through the fan blade, model made at the Oshkosh Senior Center. Many of the flexible shaft and micromotor rotary power carvers come with the ability to reverse direction of the rotation which may be handy to address changes in wood grain direction.

The presentation was well attended and it was particularly useful for handcarvers who are contemplating adding power carving to their skillset.

**November's meeting will have Part II of Power Carving by Keith Melzer and Patrick Pelkey who will focus on the business end of the power carving machines - the bits, burs, sanding drums and accessories.**



The Foredom handpiece can utilize the Foredom angle grinder attachment which can be equipped with a sanding face to provide right angle sanding. Foredom has a video showing its sanding attachment using Abranet. See:

<https://youtu.be/XM4hpTSRLGU>



Chris' deer herd would have taken a lot longer to carve without power.

# Northeast Wisconsin Woodworkers Guild October Show in Denmark

Many Chippers were exhibiting and attending the NEWGG Denmark Show last month. Although attendance was off compared to the 2021 show, there were at least 70 tables of exhibitors and many interesting demonstrations.

In addition, to Jan Jenson Chip Carving presentations, Harold Mohr demonstrated caricature and Santa carving, and Barry Bender gave a very interesting talk on scrollsaw work. In the main hall, hand tools were used to form and fit a giant arch which was raised and set into place by five men.

The Guild has many woodworkers of varying interests including turners, cabinet makers, modelers, canoe & kayak builders and chainsaw carvers. There were also woodburners and carvers in ample presence.

See if you recognize anyone in the show photos below.



Steve Binder, Paul Wolters, Ron Engen and Bob Corriveau.

Greg Wirtz at the spinner rack.



# Waupaca Area Woodcarvers First Annual Show is Great Success!

The Waupaca Area Woodcarvers held their first BIG Carving Show, Competition and Sale on Sunday, November 6, 2023 at the Waupaca Recreation Center on School Street in Waupaca. The show was well attended and had many exhibitors and vendors. Both Chris Whillock of Whittlin' Shack and Wes Brown of Woodcraft of Appleton/Fox Cities were there as well as a wood vendor from Minnesota and two chainsaw carvers.

The raffle was well stocked with a variety of carving and noncarving items to pique everyone's interest. Carvers and pyrographers competed from throughout Wisconsin. Exhibitor artists from Wausau, Janesville, Stevens Point, Green Bay area, Appleton, Berlin, Oshkosh, Neenah and many other cities were present.



## The Waupaca Area Woodcarvers





# Waupaca Area Woodcarvers First Annual Show November 6, 2023





# Waupaca Area Woodcarvers First Annual Show November 6, 2023



Duane Foote & Steve Binder at the Chippers Club Table



Thomas & Rosemary Kautz



William Tuchscherer & son?



Keith Melzer



Jack & Norma Kumm & daughter?



Greg Miller



Greg Wirtz



# Waupaca Area Woodcarvers First Annual Show November 6, 2023



Steve Noll, "The Phenom", wins another Blue Ribbon, Best of Class & Best of Show.



Paul Wolters enjoys relief carving. To carve a blue ribbon winning carving; it helps to have a blue ribbon winning model - Liz Glass.



Richard Krummick & Linda Gomach. In the Sea Turtle Race, one green, one red, both Blue.



Barry Bender aka Mr. Scrollsaw.



Bob Corriveau & son



Registration Form attached to Newsletter

## Jump Buck Jump! White Tailed Deer Leaping Buck- Choice of three patterns!



*Betsy is a born story teller and that means she is a born teacher. She relates her process from conception to completion and includes the problems and obstacles that naturally occur as well as how she addresses them. The results of her talent and artistry are evident in her carvings, but it is hard to convey her ability as a teacher to one who has not taken one of her classes.*

This Betsy Popp Class is six days total (over 40 hours of classtime instruction, carving & painting). Students will choose from three different Wisconsin White Tailed Deer Buck patterns: The Take Off; Leap!; and Touchdown! The carving will be done in butternut wood. The class fee (\$225 for Mid-Wis. Chipper (MDC) members & \$235 for nonmembers) includes one cutout of your choice (both buck & antlers), eyes, a pattern packet, reference photos; putties & paints. Extra cutouts are available for \$35 each.

To reserve your place in what will be a memorable class make a nonrefundable deposit of \$100. If you want extra cutouts, then include \$35 per extra cutout with your deposit. Class size is limited to 12. The balance of \$125 (\$135 for nonmembers) is due before March 15th. Cutouts (and directions) will be available for pick up on Sunday March 5, 2023 at the MWC meeting (1:30 pm) at Gloria Dei Lutheran Church, 1140 Tullar Road, Neenah, Wisconsin. *Can't make that meeting? No problem! E-mail [cedricheson@icloud.com](mailto:cedricheson@icloud.com) to make an alternative pick up date, time and place.*



While the cutout will be a great time saver, students are encouraged to further shape their cutout prior to class (*Lots of laughs; like that ever happens!*)

### **Big Bucks! Big Bucks! Big Bucks!**

There will be Betsy Buck carvings for examples at the class.

This will be a more advanced class, but Betsy will work with students of any level. Power carving is advised; students will need to provide their own dust collector. Students carving *solely* with hand tools may find it hard to keep up. Students should bring their regular tools, bits, dust collector, woodburner, brushes.

Class Registration form is attached.



*Betsy Popp is a widely recognized and award-winning artist. She is a UW-Stevens Point graduate with an Art Education degree & a Masters of Fine Arts degree from the Academy of Art University, San Francisco, CA, she owns and operates "Betsy Popp - Fine Art Gallery" in Townsend, WI.*

*For nearly 20 years, Betsy has instructed adult studio art courses. She has taught art and been artist in residence throughout the country including Northeast Wisconsin Technical College, Green Bay, Nicolet College, Rhinelander, WI, and Upper Iowa University. Her work embraces being "Artist in Residence" in National Parks across the country, including Grand Canyon, AZ, the Everglades, FL, Acadia, ME, the Badlands, SD, Pictured Rocks National Lakeshore and Porcupine Mountain Wilderness Area. Betsy's work is in the collection of these National Parks and other private collections both nationally and internationally.*

**If you have any questions about the class, contact Betsy Popp at [betsypopp@gmail.com](mailto:betsypopp@gmail.com).**

## Woodcarving & Woodburning Classes

*Carving & Pyrography Classes held at the Oshkosh Senior Center (OSC)*

*200 North Campbell Road, Oshkosh, WI tel: (920) 232-5311*

*Handtool Carving & Woodburning in the South Building; Power Carving in the North (Woodshop).*

### **Monday Power Carving In OSC Woodshop Has Returned Power Carving allowed with dust collector! - Gene Bengel**

Bring your own carving projects to work on with others. Bring your power carvers & dust collectors or your hand tools. Gene will be available to guide you. Safety Training required for use of shop machines otherwise bench pass. Machine assistance by monitor will be available.

The Oshkosh Senior Center Woodshop has a new bandsaw! Bandsaws, miter saws, various sanders, drill press, scroll saws available to those with safety training. Monitors can also use resaw bandsaw, table saw, jointer and planer to help you with your project.

Mondays, Watch for December OSC Current Newsletter for Registration details

<https://www.ci.oshkosh.wi.us/SeniorServices/>

Time: 8:00 a.m. to Noon

Limited enrollment. Maximum 10.

### **Gene Bengel - New December Handtool Woodcarving Class**

*This upcoming carving class is open to anyone who would like to refresh their skills or work on completing their carving projects or starting a new one. Tools are available to beginners; reserve set at registration. Master Carver Gene Bengel is available to guide you with your project.*



Mondays, December from 1:00 p.m. to 3:00 p.m.

Enrollment Min/max: 5/12

Check OSC Current Newsletter for December for details and registration times. The OSC Newsletter will likely be out next Thursday.



*Carving & Pyrography Classes held at the Oshkosh Senior Center (OSC)  
200 North Campbell Road, Oshkosh, WI tel: (920) 232-5311*

**Richeson & Krummick Woodburning Class**  
**Thursdays in December 1-3 pm - Sailing Ship on Leather**



Students should bring their own woodburning kit . Patterns provided along with 8 1/2" x 11" vegetable tanned leather or use your own wood.

Basic writer and shader tips for this project.

Sailing Ship Class: Thursdays December 1-22, 2022

Class size will be a minimum of 3; maximum of 6.

Cost: \$25 Oshkosh Resident / \$30 Nonresident;

Registration is open; closes when full.


Skill Level: Intermediate - Advanced

**Upcoming Richeson & Krummick  
Pyrography Classes**

*Thursdays in January 10 - 3 pm*

*Snowy Owl*

*Check December OSC Newsletter for  
details.*



## Woodcarving & Woodburning Classes

*Carving & Pyrography Classes held at the Oshkosh Senior Center (OSC)*

*200 North Campbell Road, Oshkosh, WI tel: (920) 232-5311*

*Handtool Carving & Woodburning in the South Building; Power Carving in the North (Woodshop).*

### **Woodshop Guided Hours - Two Sessions Wednesdays**

2 1/2 hour woodshop time slots when you may use machines to work on your own projects.

Experienced volunteer woodworkers supply support as needed.

Each session costs \$5 Oshkosh Resident or \$6.50 for Nonresidents.

Wednesday Morning Session 9-11:30 am is walk in or pre-register;

Afternoon session Noon - 2:30 pm is pre-registration only.

Prerequisite: Machine Safety Training.

### **Basic Machine Safety Training (Woodshop) - Jeff Becker**

Any NEW participants wanting to use the OSC woodshop machines for classes or "Guided Hours" are required to attend machine safety training class. Both days are required. Training materials will be provided. Upon completion of this class participants may use designated machines in the woodshop. Training is good for one year from date of training.

Fridays. December 2 & 9 10 am - Noon

Cost: \$5 Oshkosh Resident / \$7.50 (nonresident)





## Roadtrip Woodcarving Retreats, Workshops & Seminars

North House Folk School, 500 W Hwy 61, Grand Marais, Minnesota

### **Automata: Mechanical Marvels in Wood**

the art of making wooden machines & mechanisms that make things move.

January 15-19, 2023, 9 a.m. - 5 p.m.

Class Cost: \$500 plus \$85 material fee. Materials fee includes a basic kit with templates for gears.

Skill Level: Students should have basic wood shop experience coming into this class.

Instructor: Cecelia Schiller

Cranks wind, gears turn, dragons chomp, and birds fly. Welcome to the whimsical world of automata: simple wooden machines that delight and amaze. Starting with the design process in cardboard, students will learn mechanical principles by creating simple cams and levers. Students will cut, drill, and assemble their projects, as well as design and craft the figure, animal, or (insert your imagination here) that surprises and delights viewers when it comes to life with the turn of a crank.

For more information: <https://www.campusce.net/nhfs/>

The Clearing Folk Art School 12171 Garrett Bay Road, Ellison Bay WI 54210

Week Long Residential Classes on a 128 acre campus in western Door County.

Winter Class Schedule will be available around Thanksgiving week.

### **23rd Annual Snow Daze Carve In**

Loyal Order of Moose Lodge, 1300 3rd Street, N., Waite Park MN 56387

Sponsored by Central Minnesota Woodcarver's Association (MNSWA) of St. Cloud, MN

April 28-30, 2023 2-5 Friday; 8-5 Saturday & 8-4 Sunday Cost: \$100 includes lunch + Class fee

11 Instructors

Contact them by email at [centralmnwoodcarvers@gmail.com](mailto:centralmnwoodcarvers@gmail.com) and they will forward you a learning seminar booklet or you may also contact Wayne Nicoloff - Show Chairperson (612) 750- 8716.

The Doane Experience, Doane University, 1014 Boswell Avenue, Crete, Nebraska

46th Annual week long residential woodcarving classes on the campus of Doane University

sponsored by the Mid-America Woodcarvers Association

June 3 - 9, 2023 (February 1, 2023 class descriptions will be sent out and registration begins)

Classes are offered for beginner, intermediate, and advanced carvers. Click on link for mailing list.

### **Marc Adams School of Woodworking**

5504 East 500 North Franklin, Indiana 46131

Carving in the Style of Grinling Gibbons:

Foliage Carving With Alexander Grabovetskiy

July 10-14, 2023 5 days Instruction 8-5 pm;

Cost: \$980 includes material fee.

Registration Begins December 1, 2022

<https://www.marcadams.com/workshop/carving-grinling-gibbons-foilage-grabovetskiy/>



Also, Grabovetskiy teaches "Fundamentals of Traditional Carving" April 17-21, 2023 Cost: \$995 at Marc Adams. For on line courses go to: <https://schoolofwoodcarving.com>

Places to Go Carving: Appleton, Berlin, Fond du Lac ,  
Scandinavia, Oshkosh, Green Bay, Princeton, Waupaca, Wausau

**Thompson Center on Lourdes (TCoL)**, at St. Bernadette Center, 2331 E. Lourdes Drive, **Appleton**, WI  
Room 209 at South Building (St. Bernadette School), (door by elevator).

Fridays 9:00 a.m. to noon - Cost \$2 daily fee. All ages.  
New carvers are welcome! You must register ahead of time (920) 939-3088.

See [www.thetcol.org](http://www.thetcol.org) for details. Temporary Location: Sacred Heart Parish – 222 E. Fremont St.

**Berlin Senior Center**, 142 Water St., **Berlin**, WI 54923 (920) 361-5422

Wednesdays, 9:00 a.m. to Noon - Cost: Free.

We are growing; we now typically have about 12 people woodcarving.

**Fond du Lac Senior Center Woodcarving Club**, 151 East 1st Street, Fond du Lac, WI 54935

tel: (920)322-3630, Mondays, 9:00 a.m. - 11:30 a.m.

Yearly membership (age 50+) is \$10. New members always welcome.

Call to register (920) 322-3630.

**ADRC Woodcarvers Group** (Aging & Disability Resource Center of Brown County)

300 S. Adams Street, **Green Bay**, Wisconsin, Tuesdays, 8:30 a.m. to 10:30 a.m. - Cost \$2/day

Bring hand tools (no power allowed), wood & project e.g. caricature, chip carving, bark, fish, animals, holiday, etc. No classes, but experienced carvers will help re: tools, sharpening, painting, etc.

**Iola Chippers & Sippers**, Scandihaus Coffee Shop, 280 N. Main St., **Scandinavia**, WI

Tuesdays, Noon - 3:00 p.m.

No Fee. Informal group. All skill levels. New carvers welcome.

**Oshkosh Seniors Center (OSC)**, North Building Woodshop, tel: (920) 232-5311

200 North Campbell Road, **Oshkosh**, Wisconsin

Woodshop safety training required for machine use in woodshop. (See Current newsletter).

Woodshop has Guided Hours to work on projects in woodshop on Wednesdays.

Classes offered in both Woodshop (North) and South Bldg. See Newsletter.

**Princeton Carvers**, American Legion, 853 W. Main Street, **Princeton**, WI

Tuesdays, 8-11 a.m. - Cost: \$2 daily donation to the Legion.

An informal group of 4-6 people meet Tuesdays to carve and woodburn. New carvers welcome.

**Waupaca Senior Center**, 407 School Street, **Waupaca**, WI (715) 258-4437

Wednesdays 8:00 a.m. to 1:00 p.m. Enter at School Street entrance.

Yearly membership (age 55+) is \$15 -\$20 depending on residence. Waupaca

Woodcarving Club plus Senior Center carvers, typically 20-25 people meet.

New carvers welcome.

**Wausau Area Carvers**, Forest Park Village, 2901 N. 7th St., Wausau, WI

(South side of Building, Ground Level; door is marked "Legacy Woodworking Academy")

Tuesdays 10 a.m. to 1 p.m.; Thursdays 5:30 - 8:30 p.m.

Contact Cheryl Ruplinger at [cherriruplinger@gmail.com](mailto:cherriruplinger@gmail.com)



# Woodcarving Annual Show Calendar

## 47th Annual Birds in Art Exhibition

Leigh Yawkey Woodson Museum,  
September 10 - November 27, 2022  
700 North 12th Street, **Wausau**, WI.  
9-4 pm T,W,F; Noon-5 pm Sat-Sun; 9-7:30 pm Thursdays (Closed Mondays & Thanksgiving Day)  
Admission is Free.

## 2023 Southwest Florida Wood Art Exposition & Competition

Charlotte Harbor Event & Conference Center, 75 Taylor Street, Punta Gorda, Florida  
January 6-7, 2023  
2 Day woodcarving & woodturning show & competition, tool & wood vendors.  
For details & entry forms see: <https://flwoodartexpo.com>

## 37th Annual Rio Grande Valley Woodcarvers Show & Competition

Nomad Shrine Club, 1044 W. Nolana Loop, Pharr, Texas  
January 20-21, 2023 Friday & Saturday 10am -4 pm  
Admission: \$5  
For details contact Dennis Horstman [dhorstman17@gmail.com](mailto:dhorstman17@gmail.com)  
[www.rgvwoodcarvers.org](http://www.rgvwoodcarvers.org)

## 32th Annual Desert Woodcarving Show & Sale sponsored by Grand Canyon State Woodcarvers *A Judged Wood Sculpture Competition*

Open to the public & all Carvers, Fine Woodworkers and Wood Turners.  
Mesa Centennial Hall, 201 N. Center Street, Mesa, AZ  
February 25-26, 2023 Saturday 9 am -4 pm; Sunday 10 am - 4 pm.  
Admission: \$10 for both days; Free Parking  
For more information: <http://www.desertwoodcarvingshow.com>

## Karve In 7 K

Westby Elementary School, 122 Nelson Street, **Westby**, Wisconsin  
Saturday, April 22, 2023, 10:00 am to 4:00 pm.  
Free Admission  
Contact John Sutton (608) 634-4396; [lbarnfarms@gmail.com](mailto:lbarnfarms@gmail.com)

## The Annual Kettle Karvers Klub Woodcarving Show, Competition & Sale

Sunday, April 23, 2023, 9:00 am to 4:00 pm.  
Emil Mazey Hall, 5425 Superior Avenue, **Sheboygan**, WI  
Contact Bob Lawrence (920) 458-4947; [bob.kettlekarvers@att.net](mailto:bob.kettlekarvers@att.net)

## The 47th Annual Mid-Wisconsin Chippers Woodcarving Show, Competition & Sale

"The Oldest Annual Woodcarving Show in the State of Wisconsin"  
Sunday, May 7, 2023, 9:00 am to 4:00 pm. Admission: \$5 Age 12 & under free  
The Oshkosh Convention Center, 2 North Main St., **Oshkosh**, WI  
between the Leach Amphitheater & the Best Western Premier Waterfront Hotel.

