

Treats Host this meeting
is Paul Wolters!



*The Chippers Club logo:
"The carver on the stool!"
was created by Bob Yancey
MWC Club President
from 1984 - 1985.*

Mid-Wisconsin Chippers
Woodcarving Club (MWC) Board

Barb Behm Rodney Manthey
Gene Bengel Keith Melzer
Steve Binder Chris Rigotti
Dick Krummick & the Officers

*Register now!
2024 MWC Show*

Don't forget!

**Table Prices increase
January 1st.**

*2023-2024 Club Year Begins
Dues \$20 are now due*



*Thanks to the 58 people who
have paid their 2023-2024
dues!*

**Club Webmasters:
Josie Hartzke & Jackie Silva**

**Librarians:
John Goheen & Duane Foote**

Chippers Name Tags are In! \$8.50 Pick up at meeting!

Whittle Bits and Pieces

Mid-Wisconsin Chippers Newsletter for November 2023

Club President : Tim Gosz Vice-President: Duane Foote
Treasurer: Bill Tuchscherer Secretary: Cedric Richeson
Annual Show Director: Paul Wolters

Visit our Website at: <http://midwisconsinchippers.weebly.com/>

Welcome to New Member, Theresa Cheng!

Next Meeting Saturday, November 4, 2023

***Ice Sculpture Carving Demonstration
by Paul Salmon***

Gloria Dei Lutheran Church, 1140 Tullar Road, Neenah, Wisconsin
Board meeting: 12:30 p.m. General Meeting: 1:30 p.m. Library Open.

Bring your carvings & pyrography for Show 'N Tell!



Paul Salmon, started Krystal Kleer Ice Sculpture, LLC as a part time business in 1988. Paul was working as a professional chef in Green Bay, WI at the time and quickly realized his talent and passion for designing beautiful ice creations. Paul began his full time career with Krystal Kleer Ice Sculptures, LLC in 1998.

Table of Contents

Meeting Calendar, Location,.....	Page 2
New Library Cabinet Construction	Page 3
October Club Report.....	Page 3
Carving Competitions Part I The Basics by Cedric Richeson.....	Page 4
Show 'N Tell from October 1st Meeting.....	Pages 5-8
Friendship Cane Theme.....	Page 9
Chippers Club Name Tags	Page 10
Wood For Sale.....	Page 10
NEWWG January Talk by Annette Aubinger Therapy through Whittling	Page 11
Oshkosh Senior Center Woodshop Open House on October 10th.....	Page 11
Oshkosh Senior Center Carving, Pyrography & Woodshop News.....	Pages 12-15
Rich Wetherbee November Caricature Carving Class in Waupaca.....	Page 16
Floyd Rhadigan April Caricature Carving Class in Stevens Point.....	Page 17
Annual Fall Carving Shows in Waupaca & Denmark.....	Pages 18-19
Online Woodcarving Classes.....	Page 20
Places to Go Carving in Mid-Wisconsin	Page 21
Annual Woodcarving Shows List (Updated).....	Page 22
<u>Attachments - Forms</u>	
Floyd Rhadigan April Caricature Carving Class Registration Form.....	Pages 23-24

2023-2024 Club Meeting Calendar:

✓ August 27	Visual Aides for Woodcarving by Chris Rigotti
✓ October 1	Carving Competitions Part I The Basics
November 4	<i>Ice Sculpture Carving Demo by Paul Salmon of Krystal Kleer Ice Sculptures</i> <i>(Note: Saturday Meeting!)</i>
December 3	Christmas & Holiday Potluck
January 7	Carving Competitions Part II Making a Blue Ribbon Winner by Master Carver Bill Kempen
February 4	Carving a Button Tufting Pattern by Master Carver Richard Young
March 3	<i>Panel - Pyrography Challenges - skin tones, clouds, foliage, feathers, scales & more</i>
April 7	Show Preview, Judging Pre-registration, Friendship Canes, Elections
May 5	48th Annual Show at Oshkosh Convention Center
May 19	1:30 p.m. Show Review

Regular Club Meetings

The Mid. Wis. Chippers Club meets at Gloria Dei Lutheran Church, 1140 Tullar Road, Neenah, Wis. (by Neenah High School) on the first Sunday of each month (**except as noted.**)

Meetings are at 1:30 p.m. (except our December potluck with a noon setup & lunch at 1:00 p.m.)

Board meetings are at 12:30 p.m. (No Board meeting in December.)

Membership- Our Club has over **80** members including **17** new members in 2023.

The **Mid-Wisconsin** Chippers Woodcarving Club has members from Appleton, Berlin, Brookfield, Brown Deer, DePere, Eau Claire, Eldorado, Fish Creek, Fond Du Lac, Fox Crossing, Green Bay, Greenleaf, Hortonville, Kaukauna, Kimberley, Larsen, Manitowoc, Menasha, Milton, Neenah, New London, Oshkosh, Ripon, Stevens Point, Townsend, Waupaca, Winneconne, and Wisconsin Rapids.

The Chippers welcome new people to visit & join; they invigorate our Mid-Wis. Chippers Club with their questions, ideas, and talents. Please be an ambassador to help someone else join today.

October Club Report

Tim Gosz opened the Board meeting at 12:36. Thanks to our treats hosts for October - the Berlin Bunch!

The Board discussed the 2024 Show, Judges update, status of the club cabinet build project, a request by the Menasha Library for display woodburnings, possible future carving classes, including upcoming OSC classes, club finances & other activities. A club table for Waupaca was authorized and Steve Binder and Duane Foote will lead that effort. The status of presentations for the 2023-2024 club year was reviewed.

The general meeting was opened following the Board meeting by President Tim Gosz. Total attendance was 31. Following the Treasurer's Report, Tim Gosz welcomed our newest member Theresa Cheng. Upcoming events and classes were reviewed and membership was polled as to interest in possible spring Josh Guge classes. Further information will be provided at the November meeting regarding possible classes on (1) habitat, and (2) brush painting. Library time, snacks, Show 'N Tell and a Presentation by Cedric Richeson and Tim Gosz on Competition Basics (see page 4) were held. A copy of the competition presentation will be available at the November meeting.

A request for treats host volunteers was made by coordinator Barb Behm. The meeting closed at around 3:30 pm.

MID-WIS. CHIPPERS CLUB LIBRARY HAS A NEW CABINET!



Hopefully our Chippers crew didn't leave it in the hallway!

The new cabinet is finished and at Gloria Dei Church in time for our November meeting & Library Time. Many, many thanks to Chris Rigotti, Tim Gosz, William Tuchscherer and Paul Wolters who were all on hand to transport this massive cabinet to our meeting place.

Carving Competitions Part I The Basics

Presentation by Cedric Richeson

CARVING COMPETITIONS PART I - THE BASICS

FIRST - WHY COMPETE?



Cedric Richeson assisted by Tim Gosz presented a review of Carving competitions. Why, what, when, where, who, and how. Club member "Basswood" B. Ginner said, *"It was thrill a minute, but if I'd a brung my Old Timer jack knife, it wud'v bin cut a good bit shorter!"*

WHY COMPETE?

- For the Judge's Evaluation & Critique
 - An impartial view on *How good is it?*
 - *How can I improve & learn to be a better carver/woodburner?*
- For Recognition & Affirmation
- As a Personal Incentive
 - To finish your project before the Show
 - To do as well or better than last time
 - To perform well in a new category
- To Focus Your Attention on Details & Comparisons
- As a Sales Aid for Your Art
- To Generate Interest & Discussion for both the Show Audience & Other Artists
- For the Game of It - The Challenge of Beating a Great Artist or Your Pal
- To Help Other Carvers & Pyrographers
 - You learn by close examination of ribbon winners
 - By competing you are part of the educating process

Show 'N Tell Photos - October 1st Meeting



Virginia Temme, Richard Young, Steve Binder, Josie Hartzke & Jackie Silva check out October's Show 'N Tell art.



Barb Behm took the shirt off Gene Bengel's back and added a bit of color to our club's Carver on a Stool logo!

Look's great Barb!

Show 'N Tell Photos - October 1st Meeting



Lee Belanger carved these little people in the Harley Refsal Scandinavian flat plane carving style.



Ahmed Pima took a piece of throw away burl, filled its defects with epoxy resin, and turned out this beautiful bowl. Ahmed also crafted a handsome lead filled carving mallet. Ahmed does woodturning with the 80 strong Northeast Wisconsin Woodturners Club that meets in Neenah.

Show 'N Tell Photos - October 1st Meeting



Barb Behm woodburned this birch tree and chickadees on basswood with acrylic paint embellishments. The Birch tree bark is made by woodburning.

Note the difference in color between the photograph on the left and the one on the right. The comparison shows how lighting can greatly influence the appearance of art.

The picture of Barb holding her art is illuminated by the flash of the camera whereas the photo on the right reflects illumination from the church's overhead ceiling lights giving it a more yellow tone.



Rainbow trout carved by Steve Binder on a base that he got from Chris Rigotti. Nice paint job, Steve!



Virginia Temme's oval plaque had a knot in it, but she improvised and filled it with carved wood and painted with watercolor.

Show 'N Tell Photos - October 1st Meeting



Gene Bengel carved these sunflowers for a class that he taught with Don Schettl on butterflies and sunflowers. Carved flowers, base is wood, and leaves are made from paper bags.



Richard Young received first premium and merit awards at the Manitowoc County Fair for his carved basket and miniature. Richard will be demonstrating a carving technique for button tufting at next February's meeting.



CALLING ALL CARVERS!

THE FRIENDSHIP CANE'S THEME FOR OUR 2024 SHOW IS WISCONSIN WILDFLOWERS & MUSHROOMS!

PICK UP A BLOCK TO CARVE OR WOODBURN AT SATURDAY'S MEETING.
RELIEF CARVING AND WOODBURNING WILL WORK WELL WITH THIS THEME!

ARE YOU UP TO THE CHALLENGE?

IF NOT, MAKE ANY DESIGN FOR OUR POTPOURI FRIENDSHIP CANE.

The Wisconsin State Flower is the Wood Violet, but there are lots of wildflowers native to the Badger State:

- Woodland Phlox
 - Pale Purple Cone Flowers
 - Black Eyed Susans
 - Compass Plant
 - Prairie Smoke
 - Prairie Spiderwort
 - Royal CatchFly
 - Bloodroot & more
- See e.g. wildlifeinformer.com/wildflowers-in-wisconsin
or www.uswildflowers.com



Five States have a State mushroom. Alas, there is no State Mushroom for Wisconsin! However, Wisconsin is home to many fungi, from the delicious Morel at left to the ominous Destroying Angel below!! Other common 'rooms in Wisconsin: Artist's Conk, Crown-tipped coral, puffball, Chicken of the Woods, Chanterelle, Aspen Oyster & more!



What to peruse Fungi Photos for ideas? Try these websites:
argobuilder.com

wisconsinmycologicalsociety.org

wisconsinmushrooms.com

www.pbases.com

MID-WIS. CHIPPERS MAGNETIC NAME TAGS

If you are one of the six people that ordered name tags at the October meeting, they have been made and will be ready for pick up at the Saturday November 4th meeting. Cost is \$8.50.

Reminder - Wood For Sale!!!

Ten pieces (8 shown below) \$350 for lot.
2" thick Curly maple & walnut. Betsy Popp will bring to December potluck.



Photos from the Open House at the Oshkosh Senior Center Woodshop



Therapy Through Whittling

The Northeastern Wood Workers Guild (NEWWG) will have a presentation at its January 17th meeting by Annette Aubinger on "Wood Carving. - a Life Altering Therapy" at Northeast WI Technical College (NWTC) 2740 W Mason St., Green Bay, WI . Meeting starts at 7 p.m. Prospective members are welcome to attend a meeting, and meet fellow woodworkers. Annette Aubinger is President of the Ashwaubenon Historical Society and an experienced teacher.

For more information contact Barry Bender at the NEWWG Denmark Show on November 11-12 or email: info@newwg.org or visit their website at www.newwg.org

*Carving & Pyrography Classes held at the Oshkosh Senior Center (OSC)
200 North Campbell Road, Oshkosh, WI tel: (920) 232-5311*

Richeson & Krummick Pyrography Class- Leather Bookmarks Thursdays 1-3 pm November 16, 30 & December 7



Students will adapt woodburning techniques to burn designs onto vegetable tanned leather to make two bookmarks, each about 2" x 9 1/2". Leather sufficient for two marks plus a test piece is included.

Several patterns will be available including those depicted and many more.

Techniques will also be discussed for applying color. Students will be taught to apply patterns to leather using water instead of graphite paper. Pattern transfer materials will be provided for use in class.

Students should bring their burner including writing and shading nibs and a craft or xacto knife for cutting leather. Colored oil pencils may be used to enhance your design if you so choose.

Two books on Leather Pyrography by Lora Irish and Minisa Robinson will be available in class for review.

Students may wish to create their own designs.

The bookmark format lends itself to many themes including totem poles, lighthouses, long fish like muskies or gar, as well as geometric designs, nature patterns such as falling leaves and vines. Names and initials may be inscribed too!

Thursdays 1-3 p.m. November 16, 30 & December 7
(3 day class - 6 hours total)

Class size: minimum of 3; maximum of 10.

Cost including leather : \$30 Oshkosh Resident / \$35 Nonresident


Registration open; closes when full or November 14, 2023.

Skill Level: Beginner and up



*Carving & Pyrography Classes held at the Oshkosh Senior Center (OSC)
200 North Campbell Road, Oshkosh, WI tel: (920) 232-5311*

Richeson & Krummick Pyrography Class- Windmill Scene Thursdays 1-3 pm December 14 - January 18



Thursdays 1-3 p.m. December 14 - January 18, 2024
(6 day class - 12 hours total)

Class size: minimum of 3; maximum of 10.

Cost: \$30 Oshkosh Resident / \$35 Nonresident;

Registration open; closes when full or December 11, 2023.

Skill Level: Advanced, Intermediate & Beginner

(Detail And design elements will be adjusted depending on skill level)

Pyrography techniques are used to burn this classic windmill scene on a 9" x 12" birch plywood plaque.

This pattern may be adapted by students of different skill levels by omitting one or more design elements such as clouds, geese, carts, etc.

Plaque and test strip are included.

Students will bring their pyrography kit including burner machine and pen with their favorite nibs including those suitable to work as a writer, skew, and shader, graphite transfer paper, white vinyl and kneaded erasers, red or blue pen.



Woodcarving & Woodburning Classes

Carving & Pyrography Classes held at the Oshkosh Senior Center (OSC)

200 North Campbell Road, Oshkosh, WI tel: (920) 232-5311

Woodburning in the South Building; Carving in the North Building Woodshop.

Gene Bengel - Project Wood Carving



Refresh skills and work on projects alongside fellow carvers.

This class is open to wood carvers using either power or hand tools.

Power tool carvers must bring a bench fan dust collector.

Only carvers with current machine safety training may use designated OSC shop power equipment.

Carvers without current machine training may carve using handtools and their own hand rotary tools (e.g. Dremels) using a bench pass available from Gene.

Gene is available to instruct, guide, and problem solve to help you with projects.

Mondays, 8:00 a.m. to Noon, November 6 - 27 (4 days; 16 hours total.)

Class size: minimum of 3 / maximum of 14.

Cost: \$40 for Oshkosh residents and \$45 for non-residents. Register by Friday, November 3rd.

Woodshop Guided Hours

Wednesdays from 10 am - 2:30 pm

Woodshop time for you to use machines to work on your own projects.

Experienced volunteer woodworkers supply support as needed.

Cost \$5 (Oshkosh Resident / \$6.50 (Nonresident)

Prerequisite: Machine Safety Training. If you plan an afternoon arrival please call ahead to advise.



Woodcarving & Woodburning Classes

Carving & Pyrography Classes held at the Oshkosh Senior Center (OSC)

200 North Campbell Road, Oshkosh, WI tel: (920) 232-5311

Woodburning in the South Building; Carving in the North Building Woodshop.

Don Schettl & Gene Bengel - Bird Carving Monday Afternoons January 8 - March 25, 2024 Lifesize Robin Woodcarving Class



This is a great class intermediate to advanced carvers to continue their wood carving journey.

The instructors will teach techniques and methods to carve the state bird of Wisconsin, a full size Robin. Students will carve from a basswood cutout provided by the instructors.

Award winning instructors will help you with step by step instructions to complete your project. Power carvers will require the use of a dust collector/bench fan.

This class will be sure to fill up fast, so don't delay if you want to sign up.

Painting & habitat classes will be scheduled and offered at a later dates.

Mondays, 12:30 p.m. to 3:00 p.m., January 8 - March 25

(12 day class; 30 hours total)

Class size: Minimum 3 - Maximum 10.

Cost \$55 for Oshkosh residents and \$60 for non-residents. Bird cutout & eyes included.

Registration is open!

Basic Machine Safety Training (Woodshop) - Jeff Becker

Any NEW participants wanting to use the OSC woodshop machines for classes or "Guided Hours" are required to attend machine safety training class. Both days are required. Training materials will be provided. Upon completion of this class participants may use designated machines in the woodshop. Training is good for one year from date of training.

Fridays, January 19 & 26 10 am - Noon

Register by Friday, January 12, 2024

Cost: \$5 Oshkosh Resident / \$7.50 (nonresident)

Last Chance!

CARICATURE CARVING CLASS WITH RICH WETHERBEE AT WAUPACA


Dates: Thursday & Friday, November 2-3, 2023

Cost: \$85 per day plus roughout cost (~\$25-45 per roughout)

Place: Waupaca Recreation Center, Waupaca, WI

Sponsored by the Waupaca Area Woodcarvers

For more Info/registration contact: Kathy Brehm (920) 740-1986



**WOOD SANDING BLOCKS WITH ABRANET SANDING MESH
& BENCH HOOKS FOR SALE AT OSHKOSH SENIOR CENTER!**

The Oshkosh Senior Center (OSC) Woodshop has bench hooks for sale.

There are both left handed and righted versions available. Bench hooks protect table tops when carving and are very useful for chip carvers, relief carvings, and other small carving projects. The 10" x 12" Bench hook has a carving surface between the wood stops of approximately 8 3/4" x 10 3/4".

The price is \$25. Proceeds support the OSC Woodshop.



The OSC Woodshop also has a sanding kit for sale for \$20.

The kit includes: 2 wood sanding blocks and 8 pieces of Abranet sanding mesh. Each block has a hook fastener surface to removably affix loop backed sanding mesh (Velcro type attachment).

Large block is 2 1/2" x 5". Small block is 1" x 3 3/4". Sanding mesh grit sizes are: P80, P120, P240 & P400.

Sanding mesh is wonderful stuff, better & more long lasting than regular sandpaper.

3RD ANNUAL SPRING SEMINAR CARICATURE CARVING CLASS WITH FLOYD RHADIGAN IN APRIL 2024 AT STEVENS POINT

Dates: Wednesday, Thursday & Friday, April 3-5, 2024

Cost: \$ 160 for 3 days plus roughout cost (~\$15-40 per roughout)

Place: Waupaca Recreation Center, Stevens Point, WI

Sponsored by the Wisconsin River Woodcarving Club

See Registration form attached to this Newsletter.





Floyd Rhadigan describes his style as a mixture of Ozark & Scandinavian Flat Plane Carving.

He has been carving for over 50 years and has authored several books on caricature carving. Floyd won Best of Show in the 2005 CCA competition and is a member of the Caricature Carvers of America.



A couple of Floyd's books.



WAUPACA AREA WOODCARVERS

present

2023 Artistry in Wood

Show, Competition & Sale

SUN. NOVEMBER 5TH, 2023 9AM - 4PM

WAUPACA RECREATION CENTER
407 SCHOOL ST. • WAUPACA, WI

- View Artistic Work
- Purchase Hand Crafted Products
- Demonstrations • Learn to carve!

OPEN TO THE PUBLIC

ADMISSION \$4

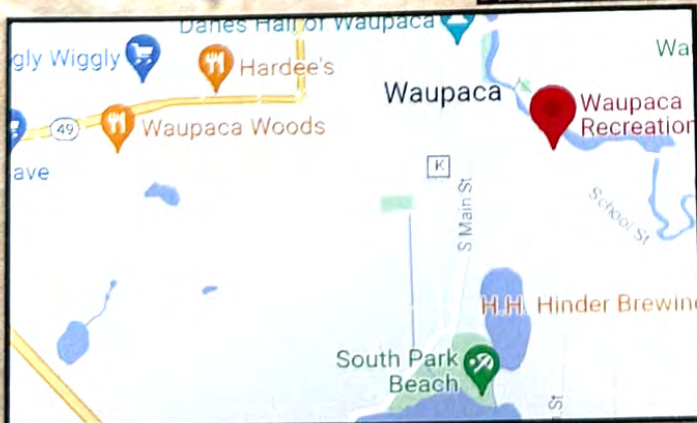
AGES 5-16 \$2

UNDER 5 FREE

Featuring
Local Carver
Bill Sarnowski



For more information contact:
Harold Mohr 715-281-4923
Kathy Brehm 920-740-1986
Elmer Keil 920-407-0101
Visit our Facebook Page!





40th Annual



SCAN ME

N.E.W. Woodworkers Guild

Artistry in Wood Show & Sale

DENMARK HIGH SCHOOL

450 N. Wall Street, Denmark, WI
November 11 Saturday 9:30am - 4:00pm
November 12 Sunday 9:30am - 2:30pm

PRIZES:

1ST - \$500.00 2ND - \$200.00 3RD - \$100.00
4TH TO 7TH - \$50.00

For More Info Visit <https://newwg.org/>

Thank you to our show sponsors!

The show this year will help support Rick's Toybox, Inc.'s mission by helping supply labor to make their handcrafted wooden toy cars to be given to a local missionary team that's leaving Green Bay to go to Thailand on November 29, 2023. For more information visit www.rickstoyboxinc.com



PROJECT SPONSORS



--	--	--	--

Donate today!

Online Woodcarving Lessons (that don't cost an arm & a leg)



Free Membership - 6+ hours Beginner Lessons plus Guides on tools, sharpening & suppliers

Paid Membership - Full unlimited access to All Lessons plus downloadable templates and livestream every two weeks

Monthly - \$14.99 recurring

Full Year - \$159.99 nonrecurring (10% discount) plus can renew at \$129.99

Mary May is author of the book "Carving the Acanthus Leaf."

For more info and sample lesson:
<https://www.marymaycarving.com/carvingschool/>

Welcome to the wonderful world of woodcarving!
Join me, Mary May, and learn the art of traditional woodcarving through online instructional videos.
We currently offer **288** full-length basic, intermediate, and advanced lessons (currently **611** individual episodes), with a new, HD episode added every week!
Read more about my [woodcarving journey](#).



If you want to carve like Grinling Gibbons learn from this guy!

Alexander Grabovetskiy On Line Courses \$22.95 per month Full access to all video courses
\$229.99 For full year Full access 3000 video segments

Key Points:

Classical design development for carving—the ancient art of design
How to think in 3D before you carve—the art of composition
How to properly use wood carving tools for safety and efficiency
How to work with wood grain issues
How to carve a classical design applicable to any type of woodcarving (furniture, ornamental, architectural)
How to sharpen wood carving tools fast and efficiently
Tips and tricks on how to get the most out of your carvings

Named International Woodcarver of the Year by the UK's Woodcarving Magazine.

For on line courses go to: <https://schoolofwoodcarving.com>



*Places to Go Carving: Appleton, Berlin, Fond du Lac ,
Scandinavia, Oshkosh, Green Bay, Princeton, Waupaca, Wausau*

Thompson Center on Lourdes (TCoL), at St. Bernadette Center, 2331 E. Lourdes Drive, **Appleton**, WI
Room 209 at South Building (St. Bernadette School), (door by elevator).
Fridays, 9:00 a.m. to noon - Cost: \$2 daily fee. All ages.
New carvers are welcome! You must register ahead of time(920) 939-3088.
See www.thetcol.org for details.

Berlin Senior Center, 142 Water St., **Berlin**, WI 54923 (920) 361-5422
Wednesdays, 9:00 a.m. to Noon - Cost: Free.
We typically have about 12 people wood carving.

Fond du Lac Senior Center Woodcarving Club, 151 East 1st Street, Fond du Lac, WI 54935
tel: (920)322-3630, Mondays, 9:00 a.m. - 11:30 a.m.
Yearly membership (age 50+) is \$10. New members always welcome.
Call to register (920) 322-3630.

ADRC Woodcarvers Group (Aging & Disability Resource Center of Brown County)
300 S. Adams Street, **Green Bay**, Wisconsin, Tuesdays, 8:30 a.m. to 10:30 a.m. - Cost \$2/day
Bring hand tools (no power allowed), wood & project e.g. caricature, chip carving, bark, fish, animals,
holiday, etc. No classes, but experienced carvers will help re: tools, sharpening, painting, etc.

Iola Chippers & Sippers, Scandihaus Coffee Shop, 280 N. Main St., **Scandinavia**, WI
Tuesdays, Noon - 3:00 p.m.
No Fee. Informal group. All skill levels. New carvers welcome.

Oshkosh Seniors Center (OSC), North Building Woodshop, tel: (920) 232-5311
200 North Campbell Road, **Oshkosh**, Wisconsin
Woodshop safety training required for machine use in woodshop. (See Current newsletter).
Woodshop has Guided Hours to work on projects in woodshop on Wednesdays.
Classes offered in both North(Woodshop) and South Bldgs. See Newsletter.

Princeton Carvers, American Legion, 853 W. Main Street, **Princeton**, WI
Tuesdays, 8-11 a.m. - Cost: \$2 daily donation to the Legion.
An informal group of 4-6 people meet Tuesdays to carve and woodburn. New carvers welcome.

Waupaca Senior Center , 407 School Street, **Waupaca**, WI (715) 258-4437
Wednesdays 8:00 a.m. to 1:00 p.m. Enter at School Street entrance.
Yearly membership (age 55+) is \$15 -\$20 depending on residence. Waupaca
Woodcarving Club plus Senior Center carvers, typically 20-25 people meet.
New carvers welcome.

Wausau Area Carvers, Forest Park Village, 2901 N. 7th St., Wausau, WI
(South side of Building, Ground Level; door is marked "Legacy Woodworking Academy")
Tuesdays 10 a.m. to 1 p.m.; Thursdays 5:30 - 8:30 p.m.
Contact Cheryl Ruplinger at cherriruplinger@gmail.com

Woodcarving Annual Show Calendar

The Second Annual Waupaca Woodcarving Show, Sale & Competition

Sunday, November 5, 2023

407 School Street, **Waupaca**, WI.

9-4 pm; Admission is \$4. Ages 6-16 \$2; 5 & under free

Tool & Wood Vendors; Art for Sale! Demonstrations

Contact: Harold Mohr 715-281-4923 or Kathy Brehm 920-740-1986

The 40th Annual Northeast Wisconsin Woodworkers Guild (NEWWG) Show

November 11 & 12, 2023

Denmark High School, 450 North Wall Street, **Denmark**, Wisconsin

9:30 - 4 Saturday; 9:30 -2:30 pm Sunday Food Concession; Bucket Raffle; Tools, Wood, Art for Sale!

Admission \$5; under age 12 free Free Parking

Contact: www.newwg.org

48th Annual Birds in Art Exhibition - 112 Artists in the 2023 Exhibition

Leigh Yawkey Woodson Museum,

September 9 - November 26, 2023

700 North 12th Street, **Wausau**, WI.

9-4 pm T,W,F; Noon-5 pm Sat-Sun; 9-7:30 pm Thursdays (Closed Mondays & Thanksgiving Day)

Admission is Free. For more information: <https://www.lywam.org>

2024 Southwest Florida Wood Art Exposition & Competition

Charlotte Harbor Event & Conference Center, 75 Taylor Street, Punta Gorda, Florida

January 12-13, 2024

2 Day woodcarving & woodturning show & competition, tool & wood vendors.

For details & entry forms see: <https://swflwoodartexpo.org>

38th Annual Rio Grande Woodcarvers Show 2024

Nomad Shrine Club, 1044 W. Nolana Loop, Pharr, TX 78577

January 19-20, 2024

2 Day woodcarving show & competition, tool & wood vendors.

For details & entry forms see: <https://www.rgvwoodcarvers.org/rgv-woodcarving-show/>

The 48th Annual Mid-Wisconsin Chippers Woodcarving Show, Competition & Sale

"The Oldest Annual Woodcarving Show in the State of Wisconsin"

Sunday, May 5, 2024, 9:00 am to 4:00 pm. Admission: \$5 Age 12 & under free

The Oshkosh Convention Center, 2 North Main St., **Oshkosh**, WI

between the Leach Amphitheater & the Best Western Premier Waterfront Hotel.

The 56th International Woodcarvers Congress sponsored by the Affiliated Wood Carvers

Jackson County Fairgrounds, Maquoketa, Iowa

June 8-15, 2024 Instructors will be: John Engler, Ryan Olsen, Randy Hansen, Vic Hood, Roger Nadrchal, Carol Leavy, Bruce Shostak, Jan Jenson, Jeff Phares, and Alex Grabovetsky.

Competitions, Seminars, Show Judges will be: Ryan Olsen, Roger Nadrchal, and Greg Wirtz

For membership & more information: www.woodcarverscongress.org

WISCONSIN RIVER WOODCARVERS

3rd ANNUAL SPRING FLOYD RHADIGAN SEMINAR

CARVING: Wednesday, Thursday, & Friday, April 3, 4, 5, 2024

TIME: 8:30 AM to 4:30 PM

WHERE: Lincoln Center (Rooms A & B)

1519 Water Street

Stevens Point, WI 54481

COST: **Wisconsin River Woodcarvers Members: \$150.00** plus roughout(s). Pay Floyd for roughout. Cost of roughout between \$15.00 and \$40.00

Non-Wisconsin River Woodcarvers Members s: \$160.00 plus roughout(s). Pay Floyd for roughout. Cost of roughout between \$15.00 and \$40.00

Meals are **not** included.

WHAT TO BRING: Quality and sharp hand tools and knives

BIOGRAPHY: *I entered the world of woodcarving in 1970, with the help of a family friend, Smokey Joe Briemuiller. He was one of those characters who fascinated me as a child. He carved small animals, Indians and Hill People. He had the aroma of wood and cigar smoke about him.*

Smokey Joe showed me the basics- how to make a pattern, how to cut out a blank on a band saw, and how to make a knife from a straight razor, the most important how to was to keep that knife sharp. I used that knife and a box of patterns, and began to carve as much as I could. In those early days, there were very few tools on the market. A person could find full size mallet tools but little else. So I relied on my homemade carving knife.

In 1973, I bought my first carving book, "HOW TO CARVE CHARACTERS IN WOOD" by H.S. "Andy" Anderson. This really opened my eyes to the type of carver I wanted to become. I carved every project in the book. This made me thirst for more.

Then Harold Enlow came into my life, with his book "CARVING FIGURE CARICATURES in the OZARK STYLE." I thought I had died and gone to heaven. Harold not only carved the way I wanted to learn, but he also introduced me to palm tools. They were what was missing!

Harold came out with more books, each as exciting as the first. I carved every idea in his books. I started to develop my own style, a mix between Ozark and Flat Plane Scandinavian carving.

I began to teach my style of carving in 1976 for the city of Mt. Clemens, MI Adult Education Program. I moved to Warren, MI and started to teach for the Warren Parks & Rec. Dept. In 1991, I moved to Saline, MI where I started teaching a weekly class and began participating in wood carving shows around the state, As my work became known, my teaching increased. I started to teach at the two major woodcarving seminars in Michigan, "Creative Woodcarving Seminar" in

Floyd Rhadigan Seminar

Cadillac, MI (which I now run) and the MWCA (Michigan Wood Carvers Association) in Midland, MI. I now instruct annually at the Wood Carvers Round Up, in Evert, MI and the North East Carvers Round Up, in Honesdale, PA. I was honored to teach in Twin Falls, Idaho, with the CCA. I am excited about returning in May.

Wood Carving has opened many doors for me and I have met the greatest people in the world. I had the honor to win Best of Show in the 2005 CCA Carving Competition. The biggest honor in my career was to become a member of the club all my heroes belong to, the Caricature Carvers of America.

I have a lot more to learn on this journey. May we meet and carve together along the way.

If there is anything in particular roughout you would like to see Floyd bring to the seminar, contact him @ 734-649-3259.

The cost of the seminar is same as in 2022 and 2023.

For additional info or questions contact Greg Wirtz (715-423-0471) or Ron O’Kray (715-341-2214).

Name (please print) _____

Address _____

City / State / Zip _____

Phone _____

E-mail _____

CANCELLATION POLICY: If you cancel the class more than (30) days prior to the class, your entire registration will be refunded. If you cancel (8) to (30) days from the start of the class, your registration fee minus \$20.00 will be refunded. If you cancel (7) or fewer days prior to the start of the class, no money will be refunded.

Payment due at time of registration.

Make checks payable to: **Wisconsin River Woodcarvers Inc.**

Mail completed form to: **Ronald O’Kray - Treasurer**

1449 Sunny Crest Drive

Stevens Point, WI 54481